



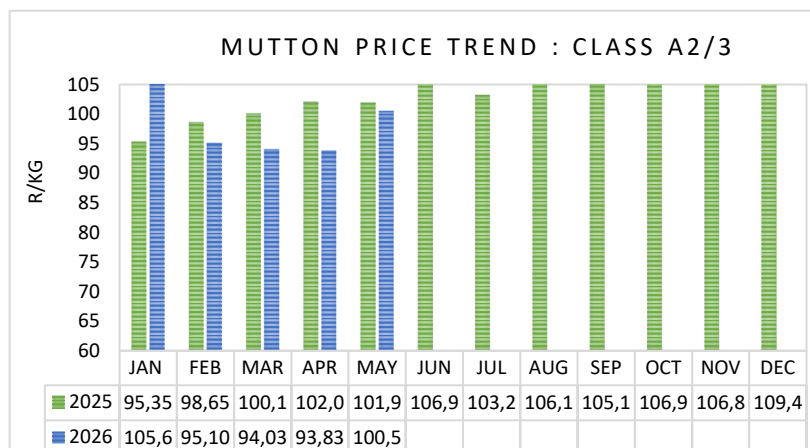
## Issue: 2026/05

This report provides price trends in the South African livestock market. It provides average monthly producer prices (R/kg) of mutton and feeder lambs excluding value added tax.

Table 1: Mutton - Average monthly producer selling prices (excluding VAT) in R/kg.

Month	A2/3 (R/kg)	B2/3 (R/kg)	C2/3 (R/kg)	Storage Lamb (R/kg)
May-26	100,51	78,33	75,55	50,44
Apr-26	93,83	76,64	73,18	48,66
May-25	101,92	70,20	67,09	44,54
Δ m/m	7,1%	2,2%	3,2%	3,7%
Δ y/y	-1,4%	11,6%	12,6%	13,3%

In May 2026, average local prices for mutton increased from prices recorded in April 2026. When comparing year on year prices, there is an increase (except for Class A) in local prices for mutton in May 2026 compared to the same period last year.

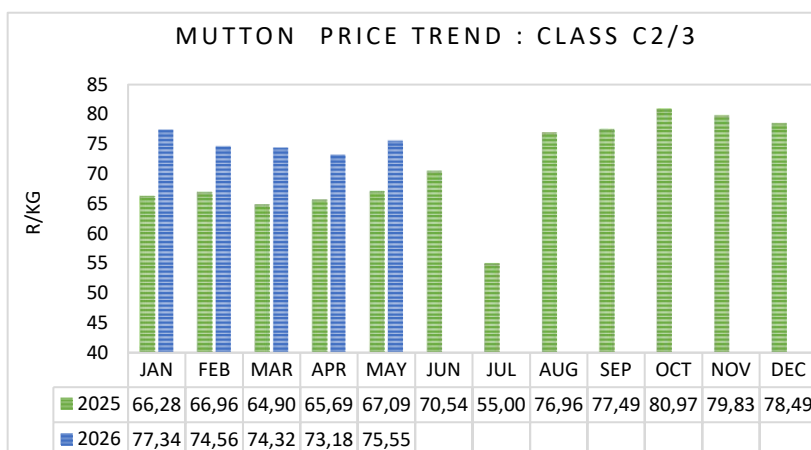
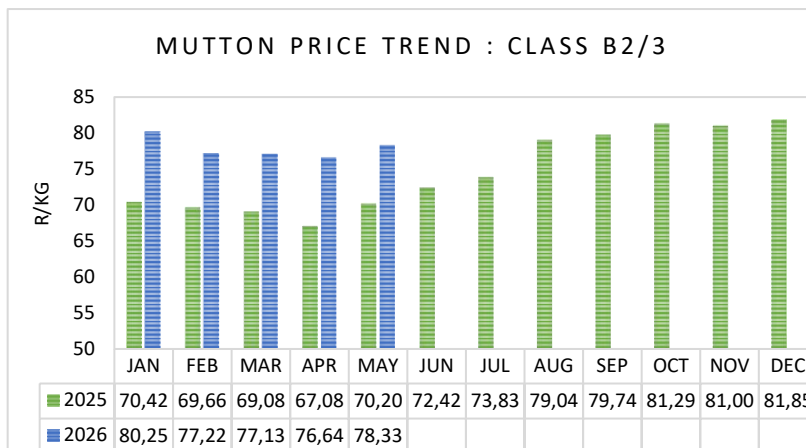


### Class A2/3 Price trend

- In May 2026, the average price for Class A Mutton was R100,51 per kg which is 7,1% higher than in April 2026.
- Year on year average prices for Class A decreased by 1,4% in May 2026 compared to May 2025.

### Class B2/3 Price trend

- In May 2026, the average price for mutton Class B was R78,33 per kg, which is 2,2% higher than in April 2026.
- Year on year average prices for Class B were 11,6% higher than last year during the same period.

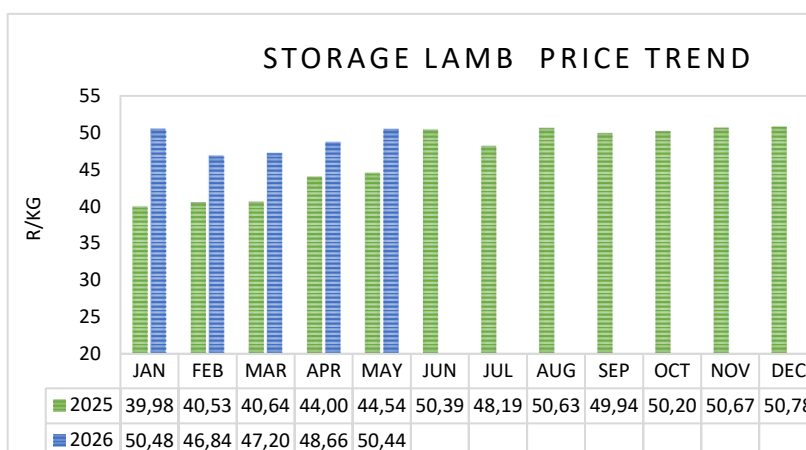


### Class C2 / 3 Price trend

- In May 2026, the average price for Class C was R75,55 per kg, which is a 3,2% increase when compared to April 2026.
- Year on year Class C prices increased by 12,6% in May 2026 compared to May 2025.

### Storage Lamb Price trend

- In May 2026, the average price for Storage Lamb was R50,44 per kg, which is 3,7% higher than in April 2026.
- Year on year average prices in May 2026 were 13,3% higher than last year during the same period.



For more information, contact:

The Western Cape Department of Agriculture Programme:

Agricultural Economic Services Division: Marketing and Agribusiness

Tel: 021 808 5211

E-mail: [Sindisiwe.Dhlamini@westerncape.gov.za](mailto:Sindisiwe.Dhlamini@westerncape.gov.za)

**Disclaimer:**

The Western Cape Department of Agriculture prepared this data/information as accurately as possible. The views expressed in this document are those of the Department of Agriculture regarding market information pertaining to the livestock industry, unless otherwise stated. Anyone who uses this information does so at his/her own risk. This organization or the author(s) therefore accepts no liability for losses incurred resulting from the use of this information.