



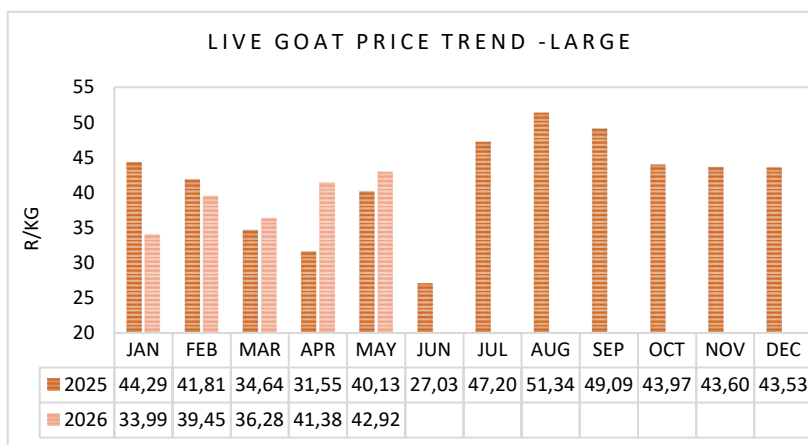
Issue: 2026/05

This report provides price trends in the South African livestock market. It provides average monthly producer selling prices (R/kg) of live goats excluding value added tax.

Table 1: Live goat- Average monthly producer selling prices (excluding VAT) in R/kg.

Month	Large (>40kg) (R/kg)	Medium (30-40 kg) (R/kg)	Small (<30 kg) (R/kg)	Ewes (R/kg)
May-26	42,92	55,34	58,17	49,83
Apr-26	41,38	55,79	57,91	47,90
May-25	40,13	53,38	53,56	39,58
Δ m/m	3,7%	-0,8%	0,4%	4,0%
Δ y/y	7,0%	3,7%	8,6%	25,9%

In May 2026, average local prices for live goats increased (Except Medium goats) from prices recorded in April 2026. When comparing year on year prices, there was an increase in local goats' prices in May 2026 compared to May 2025.

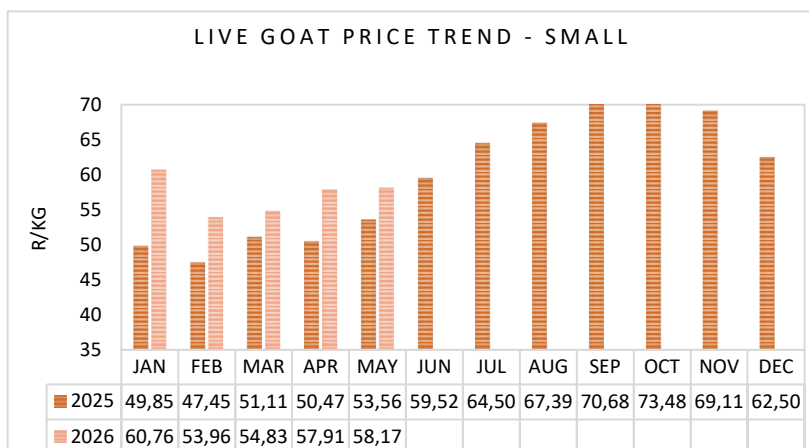
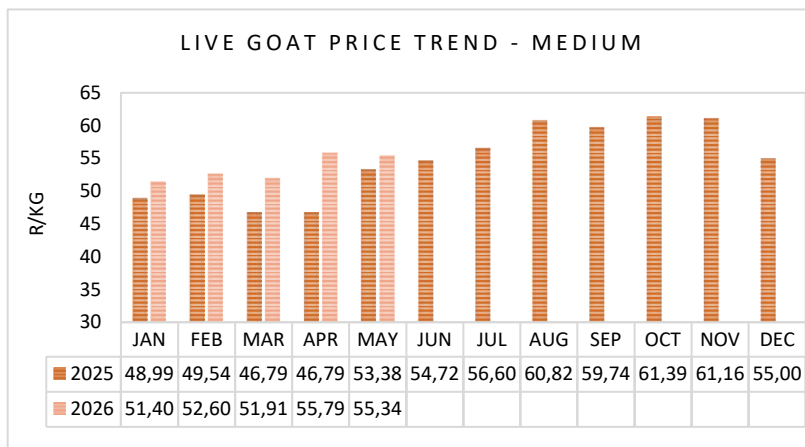


Large goat price trend

- In May 2026, the average price for a large goat was R42,92 per kg, which is 3,7% higher than in April 2026.
- Large goat prices increased by 7% in May 2026 compared to May 2025.

Medium goat price trend

- In May 2026, the average price for a medium goat was R55,34 per kg, which is a 0,8% price decrease from April 2026.
- Year on year average prices for a medium goat increased by 3,7% between May 2025 and May 2026.

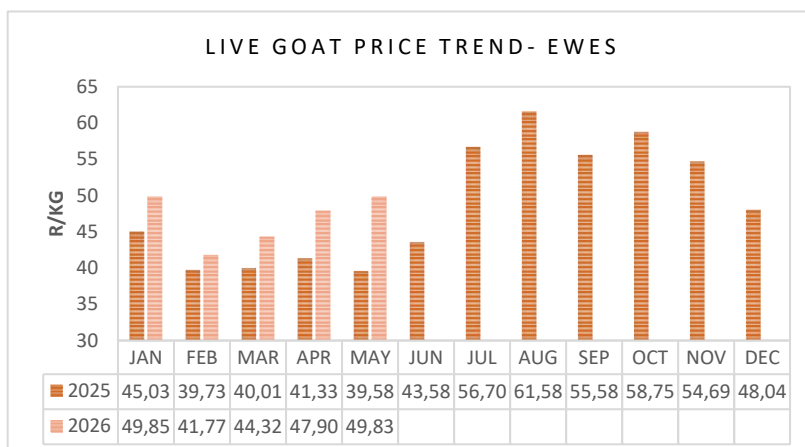


Small goat price trend

- During May 2026, average price for small goats was R58,17 per kg, which is a 0,4% increase from April 2026.
- Year on year small goat prices showed an 8,6% average increase compared to the same period last year.

Live goat price trend (Ewes)

- In May 2026, the average price for Ewes was R49,83 per kg, which is 4% higher than in April 2026.
- Year on year average prices in May 2026 were 25,9% higher than the previous year.



For more information, contact:

The Western Cape Department of Agriculture Programme:

Agricultural Economic Services Division: Marketing and Agribusiness Tel: 021 808 5211

E-mail: Sindisiwe.Dhlamini@westerncape.gov.za

Disclaimer:

The Western Cape Department of Agriculture prepared this data/information as accurately as possible. The views expressed in this document are those of the Department of Agriculture regarding market information pertaining to the livestock industry, unless otherwise stated. Anyone who uses this information does so at his/her own risk. This organization or the author(s) therefore accepts no liability for losses incurred resulting from the use of this information.