

GOAT MONTHLY REPORT



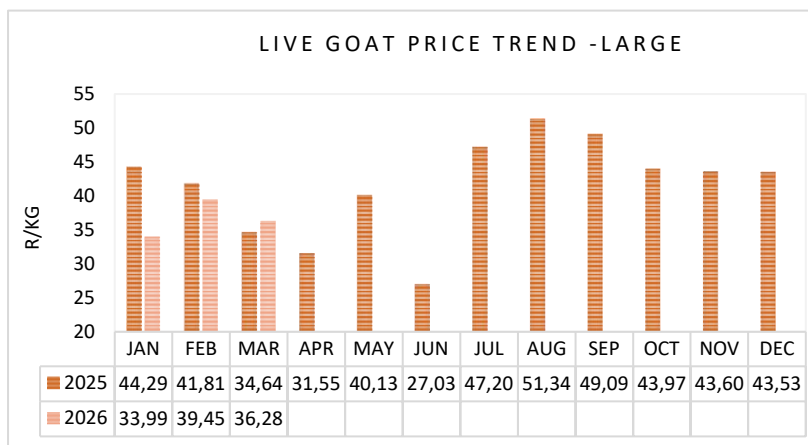
Issue: 2026/03

This report provides price trends in the South African livestock market. It provides average monthly producer selling prices (R/kg) of live goats excluding value added tax.

Table 1: Live goat- Average monthly producer selling prices (excluding VAT) in R/kg.

Month	Large (>40kg) (R/kg)	Medium (30-40 kg) (R/kg)	Small (<30 kg) (R/kg)	Ewes (R/kg)
Mar-26	36,28	51,91	54,83	44,32
Feb-26	39,45	52,60	53,96	41,77
Mar-25	34,64	46,79	51,11	40,01
Δ m/m	-8,0%	-1,3%	1,6%	6,1%
Δ y/y	4,7%	10,9%	7,3%	10,8%

In March 2026, average local prices for live goats decreased (except for small and ewes goats) from prices recorded in February 2026. When comparing year on year prices, there was an increase in local goats' prices in March 2026 compared to March 2025.

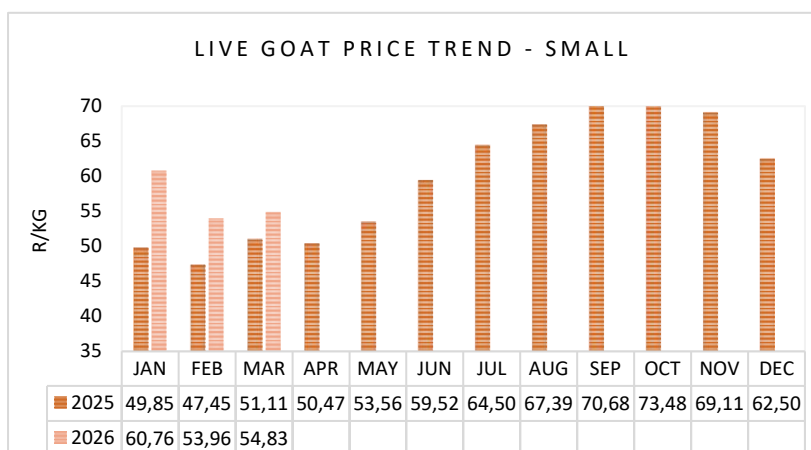
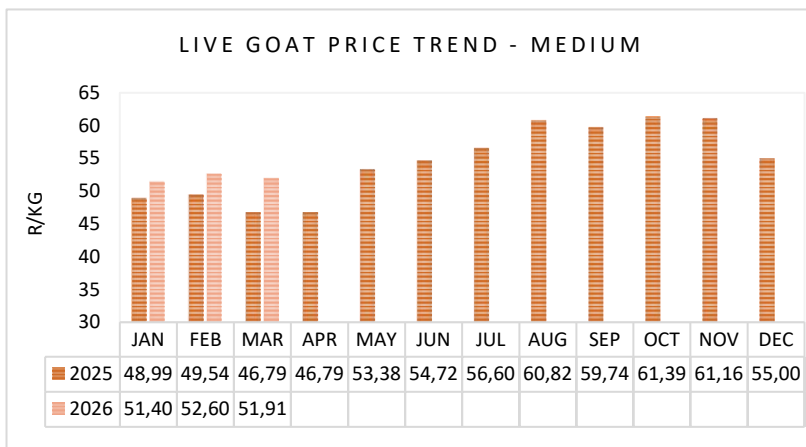


Large goat price trend

- In March 2026, the average price for a large goat was R36,28 per kg, which is 8% lower than in February 2026.
- Large goat prices increased by 4,7% in March 2026 compared to March 2025.

Medium goat price trend

- In March 2026, the average price for a medium goat was R51,91 per kg, which is a 1,3% price decrease from February 2026.
- Year on year average prices for a medium goat increased by 10,9% between March 2025 and March 2026.

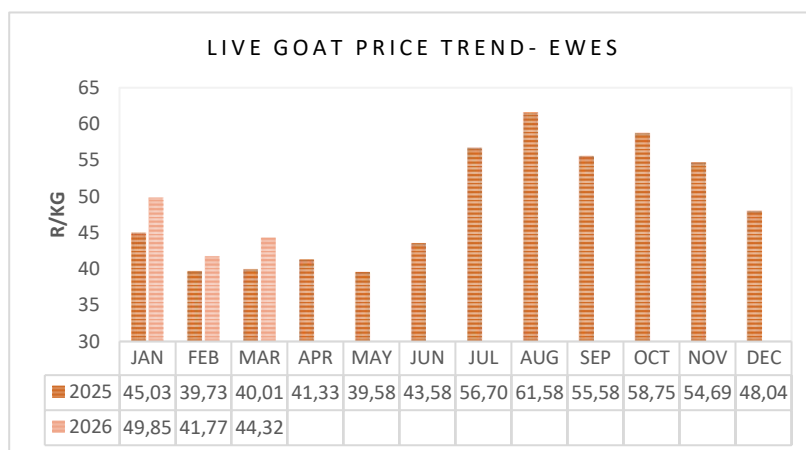


Small goat price trend

- During March 2026, average price for small goats was R54,83 per kg, which is a 1,6% increase from February 2026.
- Year on year small goat prices showed a 7,3% average increase compared to the same period last year.

Live goat price trend (Ewes)

- In March 2026, the average price for Ewes was R44,32 per kg, which is 6,1% higher than in February 2026.
- Year on year average prices in March 2026 were 10,8% higher than the previous year.



For more information, contact:

The Western Cape Department of Agriculture Programme:

Agricultural Economic Services Division: Marketing and Agribusiness Tel: 021 808 5211

E-mail: Sindisiwe.Dhlamini@westerncape.gov.za

Disclaimer:

The Western Cape Department of Agriculture prepared this data/information as accurately as possible. The views expressed in this document are those of the Department of Agriculture regarding market information pertaining to the livestock industry, unless otherwise stated. Anyone who uses this information does so at his/her own risk. This organization or the author(s) therefore accepts no liability for losses incurred resulting from the use of this information.