


BEEF MONTHLY REPORT



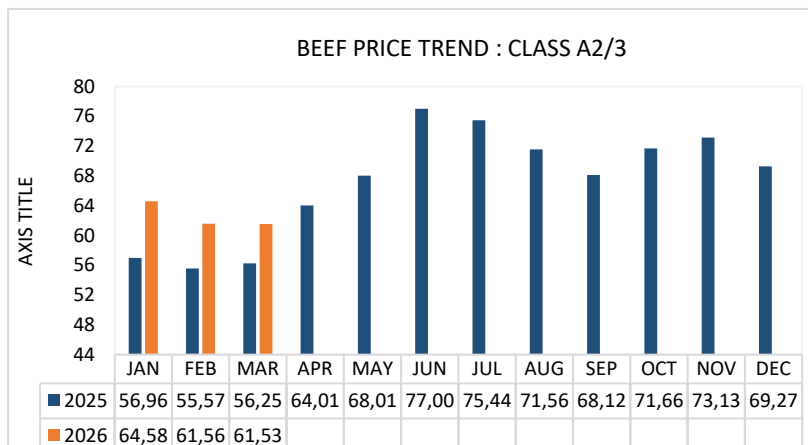
Issue: 2026/03

This report provides price trends in the South African livestock market. It provides average monthly producer selling prices (R/kg) of beef and weaner calves excluding value added tax.

Table 1: Beef- Average monthly producer selling prices (excluding VAT) in R/kg.

Month	A2/3 (R/kg)	B2/3 (R/kg)	C2/3 (R/kg)	Weaner prices (R/kg)
Mar-26	61,53	55,53	54,63	41,75
Feb-26	61,56	54,87	53,73	40,07
Mar-25	56,25	49,97	47,03	34,33
Δ m/m	0,04%	1,2%	1,7%	4,2%
Δ y/y	9,4%	11,1%	16,2%	21,6%

During the reporting period, March 2026, average local beef prices were higher (except for Class A) than prices recorded in the previous month. March 2026 local beef prices show an increase compared to the same period last year.

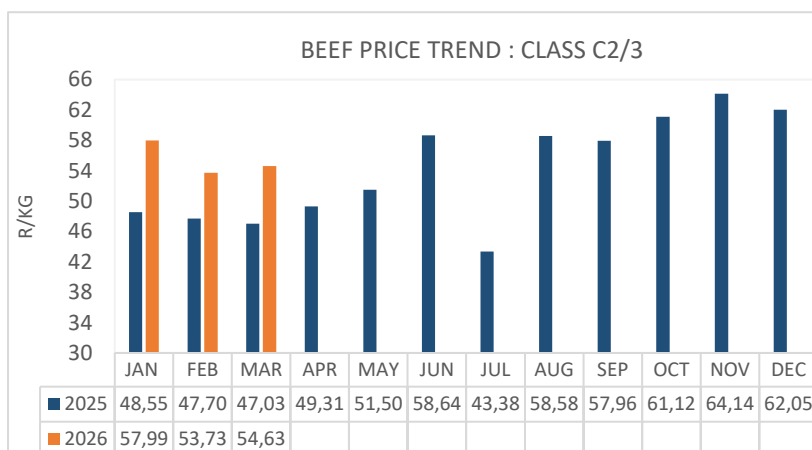
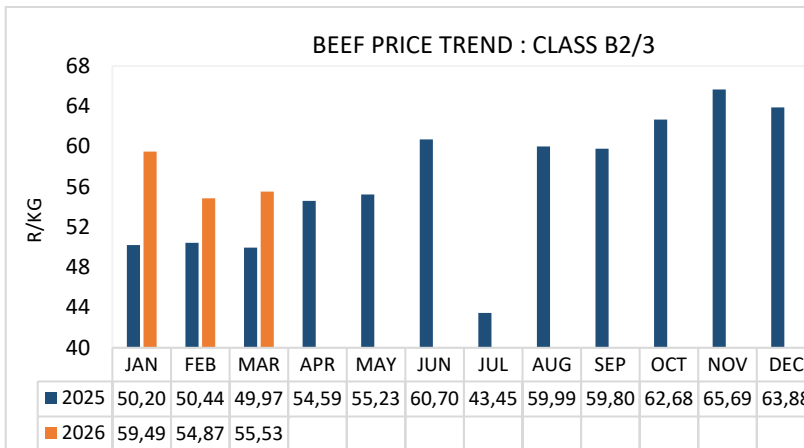


Beef Price trend: Class A2/3

- In March 2026, the average price for Class A beef was R61,53 per kg, which is 0,04% lower than in February 2026.
- Year on year average prices for Class A increased by 9,4% in March 2026 compared to March 2025.

Beef Price trend: Class B2/3

- In March 2026, the average price for Class B was R55,53 per kg, which is 1,2% higher than in February 2026.
- Year on year average prices for Class B show an increase of 11,1% between March 2026 and March 2025.

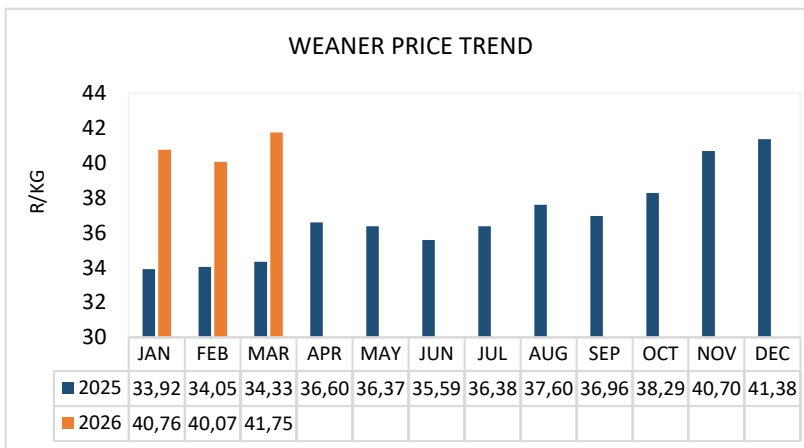


Beef Price trend: Class C2/3

- During March 2026, the average price for class C beef was R54,63 per kg, which is 1,7% higher than the previous month.
- Class C beef showed 16,2% year on year average price increase compared to the same period last year.

Weaner Price trend

- In March 2026, the average price for weaner calves was R41,75 per kg, which is 4,2% higher than in February 2026.
- Year on year average prices in March 2026 were 21,6 % higher than last year during the same period.



For more information, contact:

The Western Cape Department of Agriculture Programme:
 Agricultural Economic Services Division: Marketing and Agribusiness
 Tel: 021 808 5211
 E-mail: Sindisiwe.Dhlamini@westerncape.gov.za

Disclaimer:
 The Western Cape Department of Agriculture prepared this data/information as accurately as possible. The views expressed in this document are those of the Department of Agriculture regarding market information pertaining to the livestock industry, unless otherwise stated. Anyone who uses this information does so at his/her own risk. This organization or the author(s) therefore accepts no liability for losses incurred resulting from the use of this information.