

MUTTON MONTHLY REPORT



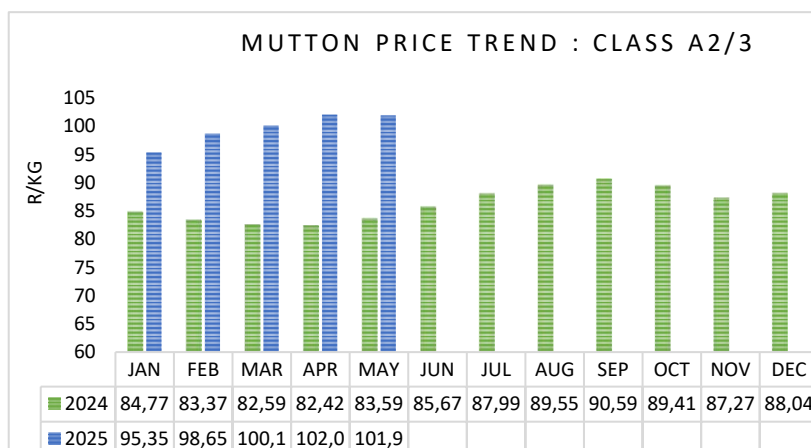
Issue: 2025/05

This report provides price trends in the South African livestock market. It provides average monthly producer prices (R/kg) of mutton and feeder lambs excluding value added tax.

Table 1: Mutton - Average monthly producer selling prices (excluding VAT) in R/kg.

Month	A2/3 (R/kg)	B2/3 (R/kg)	C2/3 (R/kg)	Storage Lamb (R/kg)
May-25	101,92	70,20	67,09	44,54
Apr-25	102,08	67,08	65,69	44,00
May-24	83,59	52,90	55,04	40,07
Δ m/m	-0,2%	4,6%	2,1%	1,2%
Δ y/y	21,9%	32,7%	21,9%	11,2%

During the reporting period, May 2025, average local prices for mutton increased (except for Class A2) from prices recorded in April 2025. When comparing year on year prices, there is an increase in local prices for mutton in May 2025 compared to the same period last year.

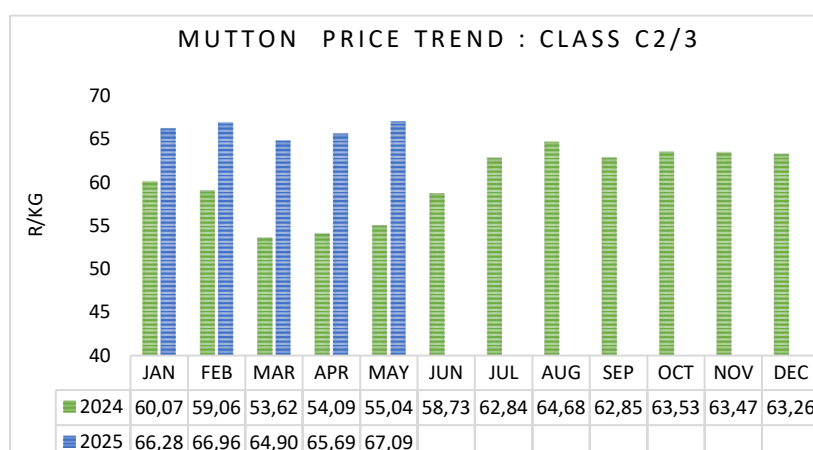
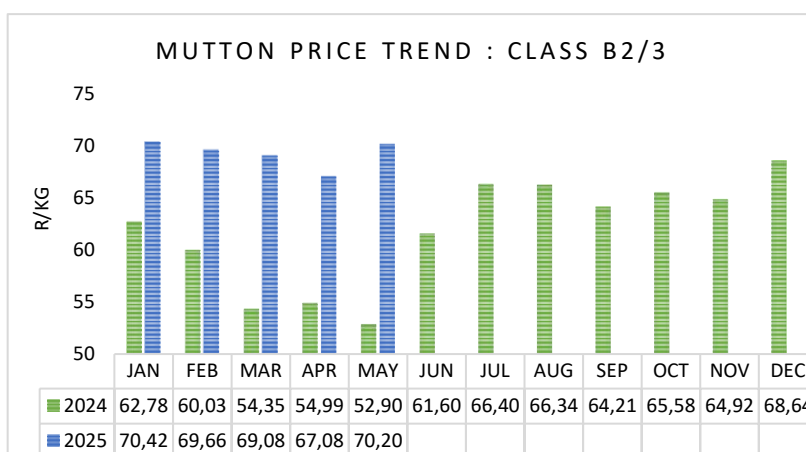


Class A2/3 Price trend

- In May 2025, the average price for Class A Mutton was R101,92 per kg which is 0,2% lower than in April 2025.
- Year on year average prices for Class A increased by 21,9% in May 2025 compared to May 2024.

Class B2/3 Price trend

- In May 2025, the average price for mutton Class B was R70,20 per kg, which is 4,6% higher than in April 2025.
- Year on year average prices for Class B were 32,7% higher than last year during the same period.

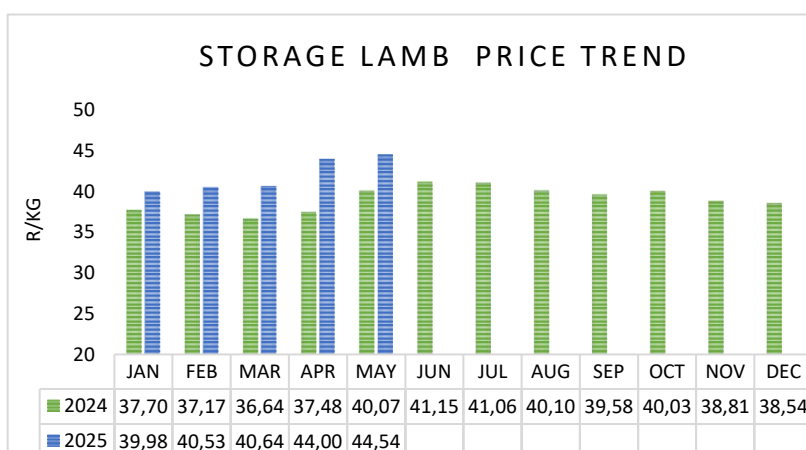


Class C2 / 3 Price trend

- During May 2025, the average price for Class C was R67,09 per kg, which is a 2,1% price increase when compared to April 2025.
- Year on year Class C prices increased by 21,9% in May 2025 compared to May 2024.

Storage Lamb Price trend

- In May 2025, the average price for Storage Lamb was R44,54 per kg, which is 1,2% higher than in April 2025.
- Year on year average prices in May 2025 were 11,4 % higher than last year during the same period.



For more information, contact:

The Western Cape Department of Agriculture Programme:

Agricultural Economic Services Division: Marketing and Agribusiness

Tel: 021 808 5211

E-mail: Sindisiwe.Dhlamini@westerncape.gov.za

Disclaimer:

The Western Cape Department of Agriculture prepared this data/information as accurately as possible. The views expressed in this document are those of the Department of Agriculture regarding market information pertaining to the livestock industry, unless otherwise stated. Anyone who uses this information does so at his/her own risk. This organization or the author(s) therefore accepts no liability for losses incurred resulting from the use of this information.