

# PORK MONTHLY REPORT



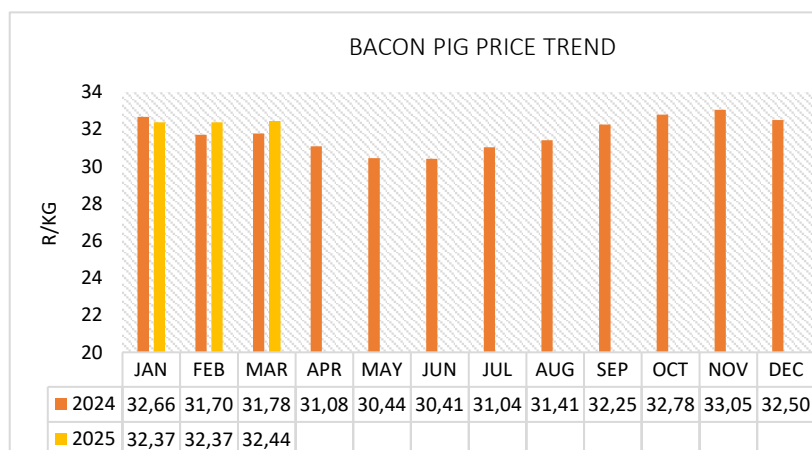
## Issue: 2025/03

This report provides price trends in the South African livestock market. It provides average monthly producer selling prices (R/kg) of pork carcasses excluding value added tax.

Table 1: Pork - Average monthly producer selling prices (excluding VAT) in R/kg.

| Month  | Bacon pigs | Pork pigs | Sausage pigs |
|--------|------------|-----------|--------------|
| Mar-25 | 32,44      | 32,78     | 25,54        |
| Feb-25 | 32,37      | 32,64     | 25,64        |
| Mar-24 | 31,78      | 32,12     | 24,12        |
| Δ m/m  | 0,2%       | 0,4%      | -0,4%        |
| Δ y/y  | 2,1%       | 2,0%      | 5,9%         |

During the reporting period, March 2025, average local prices for pork increased (except for sausage pig prices) from prices recorded in February 2025. When comparing year on year prices, local pork prices increased in March 2025 compared to the same period last year.



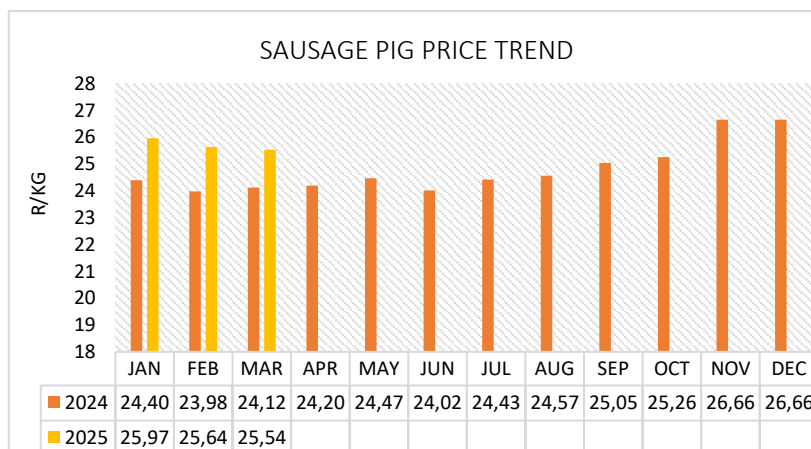
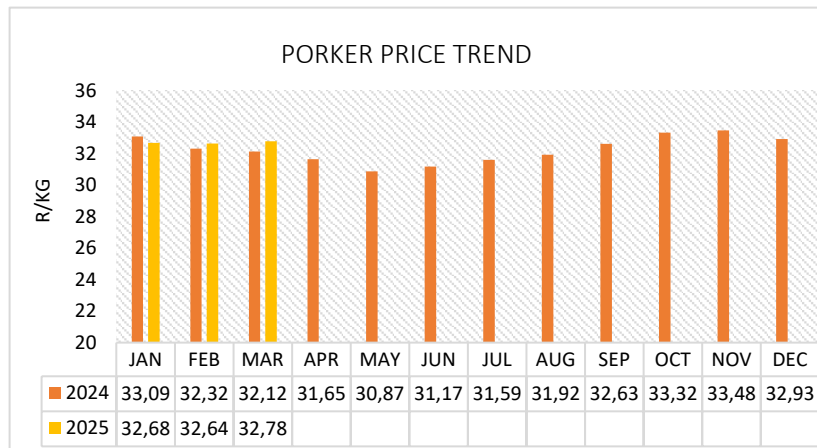
### Bacon price trend

○ In March 2025, the average price for bacon pigs was R32,44 per kg, which shows a 0,2% price increase from February 2025.

○ Year on year average prices for bacon pigs increased by 2,1% in March 2025 compared to March 2024.

### Porker price trend

- In March 2025, the average price for porkers was R32,78 per kg, which is 0,4% higher than in February 2025.
- Year on year average prices for porkers are showing an increase of 2% between March 2024 and March 2025.



### Sausage pig price trend

- In March 2025, average price for a sausage pig was R25,54 per kg, which shows a 0,4% price decrease from February 2025.
- Year on year average prices for a sausage pig show a 5,9% increase compared to the same period last year.

For more information, contact:  
 The Western Cape Department of Agriculture Programme:  
 Agricultural Economic Services Division: Marketing and Agribusiness  
 Tel: 021 808 5211  
 E-mail: [Sindisiwe.Dhlamini@westerncape.gov.za](mailto:Sindisiwe.Dhlamini@westerncape.gov.za)

#### Disclaimer:

The Western Cape Department of Agriculture prepared this data/information as accurately as possible. The views expressed in this document are those of the Department of Agriculture regarding market information pertaining to the livestock industry, unless otherwise stated. Anyone who uses this information does so at his/her own risk. This organization or the author(s) therefore accepts no liability for losses incurred resulting from the use of this information.