

GOAT MONTHLY REPORT



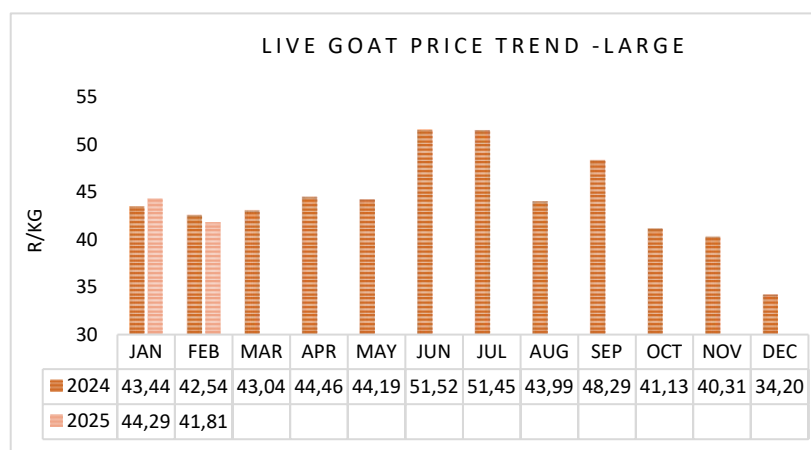
Issue: 2025/02

This report provides price trends in the South African livestock market. It provides average monthly producer selling prices (R/kg) of live goats excluding value added tax.

Table 1: Live goat- Average monthly producer selling prices (excluding VAT) in R/kg.

| Month | Large (>40kg) (R/kg) | Medium (30-40 kg) (R/kg) | Small (<30 kg) (R/kg) | Ewes (R/kg) |
|--------|----------------------|--------------------------|-----------------------|-------------|
| Feb-25 | 41,81 | 49,54 | 47,45 | 39,73 |
| Jan-25 | 44,29 | 48,99 | 49,85 | 45,03 |
| Feb-24 | 42,54 | 40,83 | 49,75 | 38,34 |
| Δ m/m | -5,6% | 1,1% | -4,8% | -11,8% |
| Δ y/y | -1,7% | 21,3% | -4,6% | 3,6% |

During the reporting period, February 2025, average local prices for live goats decreased (except for medium goat prices) from prices recorded in January 2025. When comparing year on year prices, there was an increase (except for small and large goat prices) in local goat prices in February 2025 compared to February 2024.

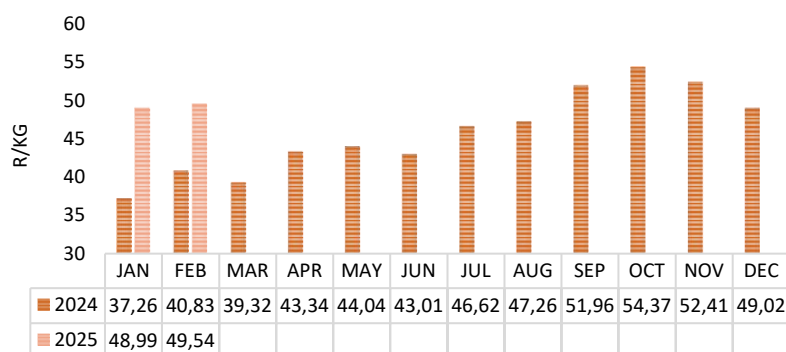


Large goat price trend

○ In February 2025, the average price for a large goat was R41,81 per kg, which is 5,6% lower than in January 2025.

○ Large goat prices decreased by 1,7% in February 2025 compared to February 2024.

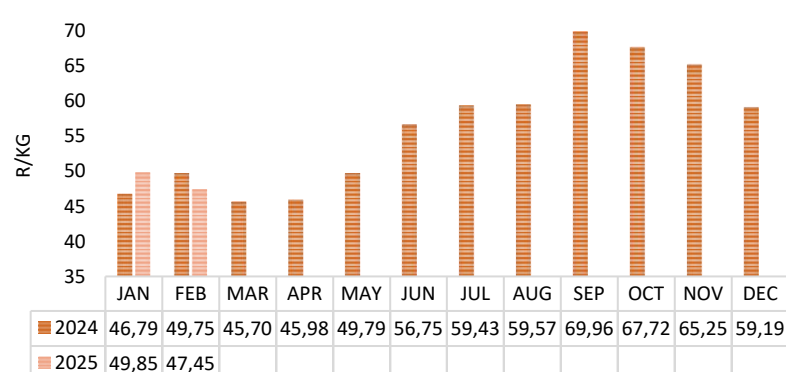
LIVE GOAT PRICE TREND - MEDIUM



Medium goat price trend

- In February 2025, the average price for a medium goat was R49,54 per kg, which is 1,1% higher than in January 2025.
- Year on year average prices for a medium goat show an increase of 21,3% between February 2024 and February 2025.

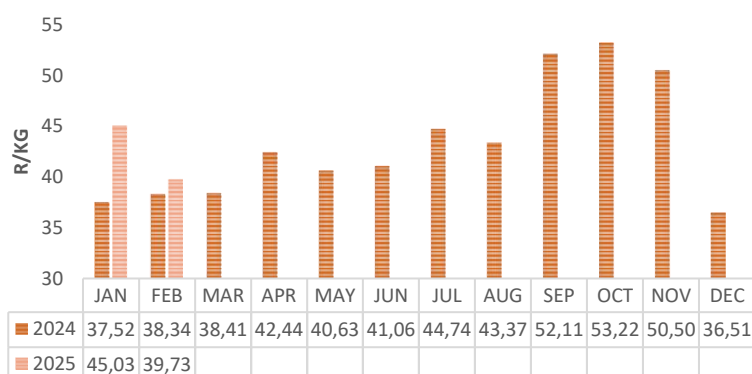
LIVE GOAT PRICE TREND - SMALL



Small goat price trend

- During February 2025, average price for a small goat was R47,45 per kg, which is a 4,8% price decrease from January 2025.
- Year on year small goat prices showed a 4,6% average price decrease compared to the same period last year.

LIVE GOAT PRICE TREND- EWES



Live goat price trend (Ewes)

- In February 2025, the average price for ewes was R39,73 per kg, which is 11,8% lower than in January 2025.
- Year on year average prices in February 2025 were 3,6% higher than the previous year during the same period.

For more information, contact:

The Western Cape Department of Agriculture Programme:

Agricultural Economic Services Division: Marketing and Agribusiness Tel: 021 808 5211

E-mail: Sindisiwe.Dhlamini@westerncape.gov.za

Disclaimer:

The Western Cape Department of Agriculture prepared this data/information as accurately as possible. The views expressed in this document are those of the Department of Agriculture regarding market information pertaining to the livestock industry, unless otherwise stated. Anyone who uses this information does so at his/her own risk. This organization or the author(s) therefore accepts no liability for losses incurred resulting from the use of this information.