



Western Cape  
Government  
**FOR YOU**



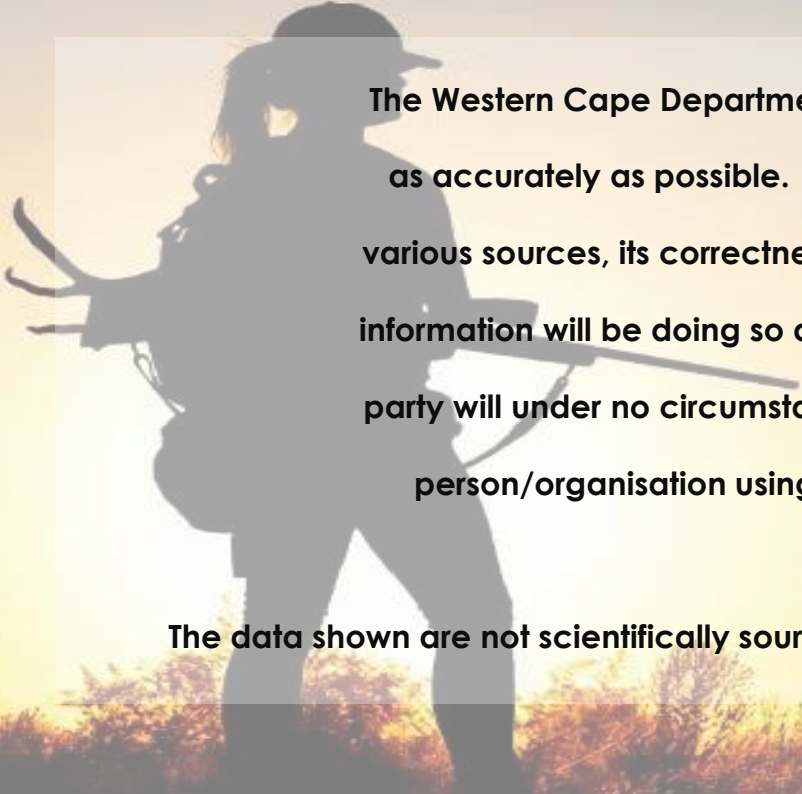
Agriculture

# SELECTED HUNTING PRICES IN SOUTH AFRICA

19 December 2024

# Indemnity

---



**The Western Cape Department of Agriculture prepared this data/information as accurately as possible. However, as this document contains data from various sources, its correctness cannot be guaranteed. Any person using this information will be doing so at own risk and the said organisation or any other party will under no circumstances be responsible for any loss suffered by any person/organisation using the information contained in this document.**

**The data shown are not scientifically sourced and should act as a mere guideline for interested parties**

### 2024 Provincial hunting data sourced



## Hunting data: South Africa


	1953	2005	2008	2010	2014	2019	2020	2021	2022	2023	2024
Aardvark	-	-	-	-	-	-	-	-	-	-	500
Baboon	Free	-	-	-	-	-	-	-	-	-	243
Baboon - female	-	-	-	-	-	500	-	-	-	-	314
Baboon - male	-	-	-	-	-	500	-	-	-	-	323
Baboon - trophy	-	-	-	-	-	-	-	-	-	-	1 750
Barbary Sheep - ewes	-	-	-	-	-	-	-	-	-	-	10 000
Barbary Sheep - rams	-	-	-	-	-	-	-	-	-	-	15 000
Barbary Sheep - trophy >28"	-	-	-	-	-	-	-	-	-	-	25 500
Caracal	-	-	-	-	-	500	-	-	-	100	611
Civet cat, female	-	-	-	-	-	-	-	-	-	-	3 750
Civet cat, male	-	-	-	-	-	-	-	-	-	-	3 750
Elephant	-	-	-	56 000	-	-	-	-	-	-	-
Francolin	-	-	-	-	-	-	-	-	-	-	275
Game birds	-	-	-	-	-	-	-	-	-	-	225
Guineafowl	-	56	-	-	-	-	-	-	-	250	191
Hippopotamus	-	-	-	-	-	-	-	-	65 000	-	130 000
Hippopotamus - bull	-	-	-	-	-	-	-	-	-	-	175 000
Honey badger, female	-	-	-	-	-	-	-	-	-	-	5 000
Honey badger, male	-	-	-	-	-	-	-	-	-	-	5 000
Hyena, Brown - female	-	-	-	-	-	-	-	-	-	-	12 500
Hyena, Brown - male	-	-	-	-	-	-	-	-	-	-	12 500
Jackal, Black-back	-	-	-	-	-	100	-	-	-	50	286
Jackal, Black-back - trophy	-	-	-	-	-	-	-	-	-	-	667
Leopard	200	-	-	6 200	-	-	-	-	-	-	-
Porcupine	-	-	-	-	-	-	-	-	-	-	567
Rabbit	-	-	-	-	-	-	-	-	-	-	500
Rock Hyrax	-	-	-	-	-	-	-	-	-	-	300
Turkey, hen	-	-	-	-	-	-	-	-	-	-	413
Turkey, cock	-	-	-	-	-	-	-	-	-	-	438
Vervet Monkey - female	-	-	-	-	-	-	-	-	-	-	63
Vervet Monkey - male	-	-	-	-	-	-	-	-	-	-	131
Water buffalo - bulls	-	-	-	-	-	-	-	28 000	-	-	-





## Hunting data: South Africa

	1953	2005	2008	2010	2014	2019	2020	2021	2022	2023	2024
Buffalo	-	-	-	-	-	-	-	-	87 000	-	-
Buffalo - cows	-	-	-	-	-	-	-	28 700	21 250	35 571	24 677
Buffalo - cows >30inch	-	-	-	-	-	-	-	-	-	-	26 750
Buffalo cows - meat stay on farm	-	-	-	-	-	-	-	-	-	-	15 773
Buffalo - young bulls	-	-	-	-	-	-	-	-	-	-	-
Buffalo - bulls per inch	-	-	-	-	-	-	-	-	-	-	2 458
Buffalo - bulls	-	-	-	40 000	99 500	85 000	-	65 000	-	80 000	87 318
Buffalo - trophy	-	-	-	-	-	-	-	-	-	-	-
Buffalo bulls <33"	-	-	-	-	-	-	-	-	-	51 667	80 667
Buffalo bulls 33-34"	-	-	-	-	-	-	-	-	-	55 000	84 600
Buffalo bulls 34-35"	-	-	-	-	-	-	-	-	-	58 333	85 100
Buffalo bulls 35-36"	-	-	-	-	-	-	-	-	-	61 667	85 100
Buffalo bulls 36-37"	-	-	-	-	-	-	-	-	-	67 500	91 000
Buffalo bulls 37-38"	-	-	-	-	-	-	-	-	-	71 250	92 818
Buffalo bulls 38-39"	-	-	-	-	-	-	-	-	-	75 000	100 000
Buffalo bulls 39-40"	-	-	-	-	-	-	-	-	-	81 250	105 167
Buffalo bulls 40-41"	-	-	-	-	-	-	-	-	-	87 500	122 467
Buffalo bulls 41-42"	-	-	-	-	-	-	-	-	-	95 000	126 875
Buffalo bulls 42-43"	-	-	-	-	-	-	-	-	-	113 000	145 588
Buffalo bulls 43-44"	-	-	-	-	-	-	-	-	-	123 000	156 071
Buffalo bulls 44-45"	-	-	-	-	-	-	-	-	-	145 000	152 000
Buffalo bulls >45"	-	-	-	-	-	-	-	-	-	142 000	190 769



## Hunting data: South Africa

	1953	2005	2008	2010	2014	2019	2020	2021	2022	2023	2024
Bushbuck	60	-	-	143	-	-	-	-	-	7 000	9 556
Bushbuck - ewes	-	-	-	-	-	4 000	-	-	5 000	4 417	8 839
Bushbuck - rams	-	-	-	-	-	10 000	-	2 500	10 000	7 813	8 200
Bushbuck - rams >12"	-	-	-	-	-	-	-	-	-	6 500	11 625
Bushbuck - trophy >14inch	-	-	-	-	-	8 500	-	-	-	8 667	11 971



## Hunting data: South Africa

	1953	2005	2008	2010	2014	2019	2020	2021	2022	2023	2024
<b>Bushbuck</b>	60	-	-	143	-	-	-	-	-	7 000	9 556
<b>Bushbuck - ewes</b>	-	-	-	-	-	4 000	-	-	5 000	4 417	8 839
<b>Bushbuck - rams</b>	-	-	-	-	-	10 000	-	2 500	10 000	7 813	8 200
<b>Bushbuck - rams &gt;12"</b>	-	-	-	-	-	-	-	-	-	6 500	11 625
<b>Bushbuck - trophy &gt;14inch</b>	-	-	-	-	-	8 500	-	-	-	8 667	11 971







## Hunting data: South Africa

	1953	2005	2008	2010	2014	2019	2020	2021	2022	2023	2024
Eland, Cape	-	-	-	13 690	15 812	-	-	-	-	-	13 857
Eland, Cape - R/kg	-	-	-	-	-	-	-	-	-	-	44
Eland, Cape - cows	-	-	-	-	-	7 500	-	9 150	9 500	11 000	12 437
Eland, Cape - cows R/kg	-	-	-	-	-	-	-	-	-	-	50
Eland, Cape - young bulls	-	-	-	-	-	-	-	-	-	12 500	13 667
Eland, Cape - bulls	-	8 000	-	-	-	12 500	-	12 000	13 200	15 969	20 407
Eland, Cape - per inch >28"	-	-	-	-	-	-	-	-	-	-	1 500
Eland, Cape - bulls R/kg	-	-	-	-	-	-	-	-	35	57	51
Eland, Cape - trophy (cow)	-	-	-	-	-	-	-	-	-	-	16 500
Eland, Cape - trophy bulls > 33"	-	-	-	-	-	-	-	-	-	-	36 600
Eland, Cape - trophy bulls > 34"	-	-	-	-	-	-	-	22 000	-	19 833	27 987
Eland, Cape - trophy bulls > 35"	-	-	-	-	-	-	-	-	-	24 999	45 000
Eland Kuifbul	-	-	-	-	-	-	-	-	-	25 000	28 167
Eland - Blue Cows	-	-	-	-	-	-	-	-	-	17 500	-
Eland - Blue Bull	-	-	-	-	-	-	-	-	-	17 500	30 286
Eland, Livingstone - cows	-	-	-	-	-	-	-	-	-	14 625	21 667
Eland, Livingstone - bulls	-	-	-	-	-	-	-	-	-	17 750	35 656
Eland, Livingstone - trophy >34"	-	-	-	-	-	-	-	-	-	23 333	50 500



## Hunting data: South Africa

	1953	2005	2008	2010	2014	2019	2020	2021	2022	2023	2024
Gemsbok	-	-	-	-	-	-	-	-	14 600	7 800	10 652
Gemsbok - R/kg	-	-	-	-	-	-	-	-	-	-	56
Gemsbok - cows	-	-	-	-	-	8 000	7 500	8 100	8 500	9 047	10 259
Gemsbok - young bulls	-	-	-	-	-	-	-	-	-	-	9 769
Gemsbok - bulls	-	-	-	-	-	8 000	7 500	8 100	8 500	8 994	10 691
Gemsbok - trophy (>40")	-	-	-	-	-	-	-	12 000	-	10 686	14 819
Gemsbok, Golden - cows	-	-	-	-	-	-	-	-	-	17 000	18 333
Gemsbok, Golden - young bulls	-	-	-	-	-	-	-	-	-	-	15 667
Gemsbok, Golden - bulls	-	-	-	-	-	-	-	-	19 300	21 000	26 250
Gemsbok, Golden - trophy >38"	-	-	-	-	-	-	-	-	-	22 500	22 625
Gemsbok, Red	-	-	-	-	-	-	-	-	-	25 000	-
Gemsbok, Red - Cows	-	-	-	-	-	-	-	-	-	25 000	75 000
Gemsbok, Red - bulls	-	-	-	-	-	-	-	-	33 000	25 000	70 000
Gemsbok, Slam	-	-	-	-	-	-	-	-	66 000	-	-

## Hunting data: South Africa

	1953	2005	2008	2010	2014	2019	2020	2021	2022	2023	2024
<b>Giraffe</b>	-	-	-	-	-	-	-	-	-	20 000	24 455
<b>Giraffe - R/kg</b>	-	-	-	-	-	-	-	-	-	-	20
<b>Giraffe - cows</b>	-	-	-	-	-	20 000	-	-	-	20 417	19 948
<b>Giraffe - cows (carcass stay on farm)</b>	-	-	-	-	-	-	-	-	-	-	4 250
<b>Giraffe - young bulls</b>	-	-	-	-	-	-	-	-	-	-	17 800
<b>Giraffe - bulls</b>	-	-	-	-	-	15 000	-	-	-	20 550	24 024
<b>Giraffe - Dark bulls</b>	-	-	-	-	-	-	-	-	-	-	-
<b>Giraffe - bulls (carcass stay on farm)</b>	-	-	-	-	-	-	-	-	-	-	6 400
<b>Giraffe - trophy</b>	-	-	-	-	-	-	-	-	-	18 000	25 875





## Hunting data: South Africa

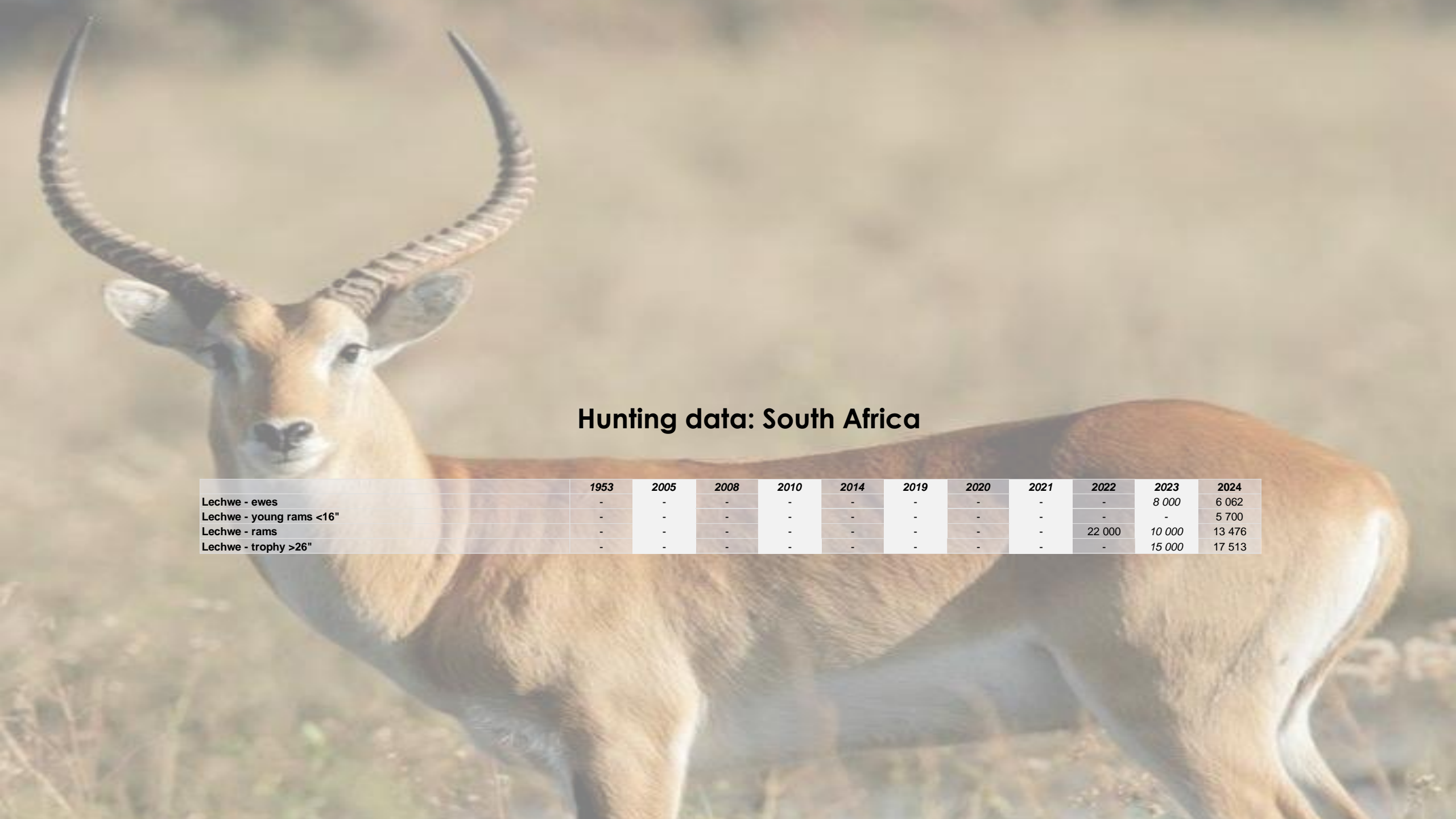
	1953	2005	2008	2010	2014	2019	2020	2021	2022	2023	2024
Hartebeest, Red	-	3 100	-	1 643	-	-	-	-	3 500	7 100	8 407
Hartebeest, Red: R/kg	-	3 101	-	1 644	-	-	-	-	3 501	7 100	-
Hartebeest, Red - cows	-	-	-	-	-	8 500	-	3 200	5 250	6 560	7 189
Hartebeest, Red - young bulls	-	-	-	-	-	-	-	-	-	-	7 938
Hartebeest, Red - bulls	-	-	-	-	-	8 500	-	-	9 367	7 143	8 274
Hartebeest, Red - trophy >23"	-	-	-	-	-	9 500	-	-	-	8 000	10 700






## Hunting data: South Africa

	1953	2005	2008	2010	2014	2019	2020	2021	2022	2023	2024
Kudu	100	-	-	-	-	-	-	-	4 500	5 250	5 250
Kudu - R/kg	-	-	-	-	-	-	-	-	-	-	41
Kudu - cows	-	-	-	-	-	4 333	9 000	7 750	4 717	6 033	6 529
Kudu cows - trophy	-	-	-	-	-	-	-	-	-	-	7 000
Kudu - cows R/kg	-	-	-	-	-	-	-	-	-	-	49
Kudu - bulls Sub adult	-	-	-	-	-	-	-	-	-	15 000	9 238
Kudu - bulls	-	4 500	-	-	-	12 667	9 000	8 850	14 050	12 810	12 453
Kudu - bulls R/kg	-	-	-	-	-	-	-	-	-	56	48
Kudu - per inch >45"	-	-	-	-	-	-	-	-	-	-	1 300
Kudu - per inch >55" (Base R22 000)	-	-	-	-	-	-	-	-	-	-	5 000
Kudu bulls < 40"	-	-	-	-	-	-	-	-	-	6 333	12 729
Kudu bulls - 40-50"	-	-	-	-	-	-	-	-	-	8 500	17 079
Kudu - trophy >48"	-	-	-	-	-	20 000	12 500	15 250	24 000	17 625	19 712
Kudu bulls - trophy > 50"	-	-	-	-	-	-	-	-	-	14 083	20 512
Kudu bulls - trophy > 53"	-	-	-	-	-	-	-	-	-	23 000	26 713
Kudu bulls - trophy > 55"	-	-	-	-	-	-	-	-	-	-	28 889
Kudu bulls - trophy > 61"	-	-	-	-	-	-	-	-	-	38 000	32 863



## Hunting data: South Africa

	1953	2005	2008	2010	2014	2019	2020	2021	2022	2023	2024
Lechwe - ewes	-	-	-	-	-	-	-	-	-	8 000	6 062
Lechwe - young rams <16"	-	-	-	-	-	-	-	-	-	-	5 700
Lechwe - rams	-	-	-	-	-	-	-	-	22 000	10 000	13 476
Lechwe - trophy >26"	-	-	-	-	-	-	-	-	-	15 000	17 513



## Hunting data: South Africa

	1953	2005	2008	2010	2014	2019	2020	2021	2022	2023	2024
Lion	200	-	-	6 810	-	-	-	-	-	-	-
Lion - female	-	-	-	-	-	-	-	27 500	-	-	42 000
Lion - male	-	-	-	-	-	-	-	40 000	80 000	-	50 000







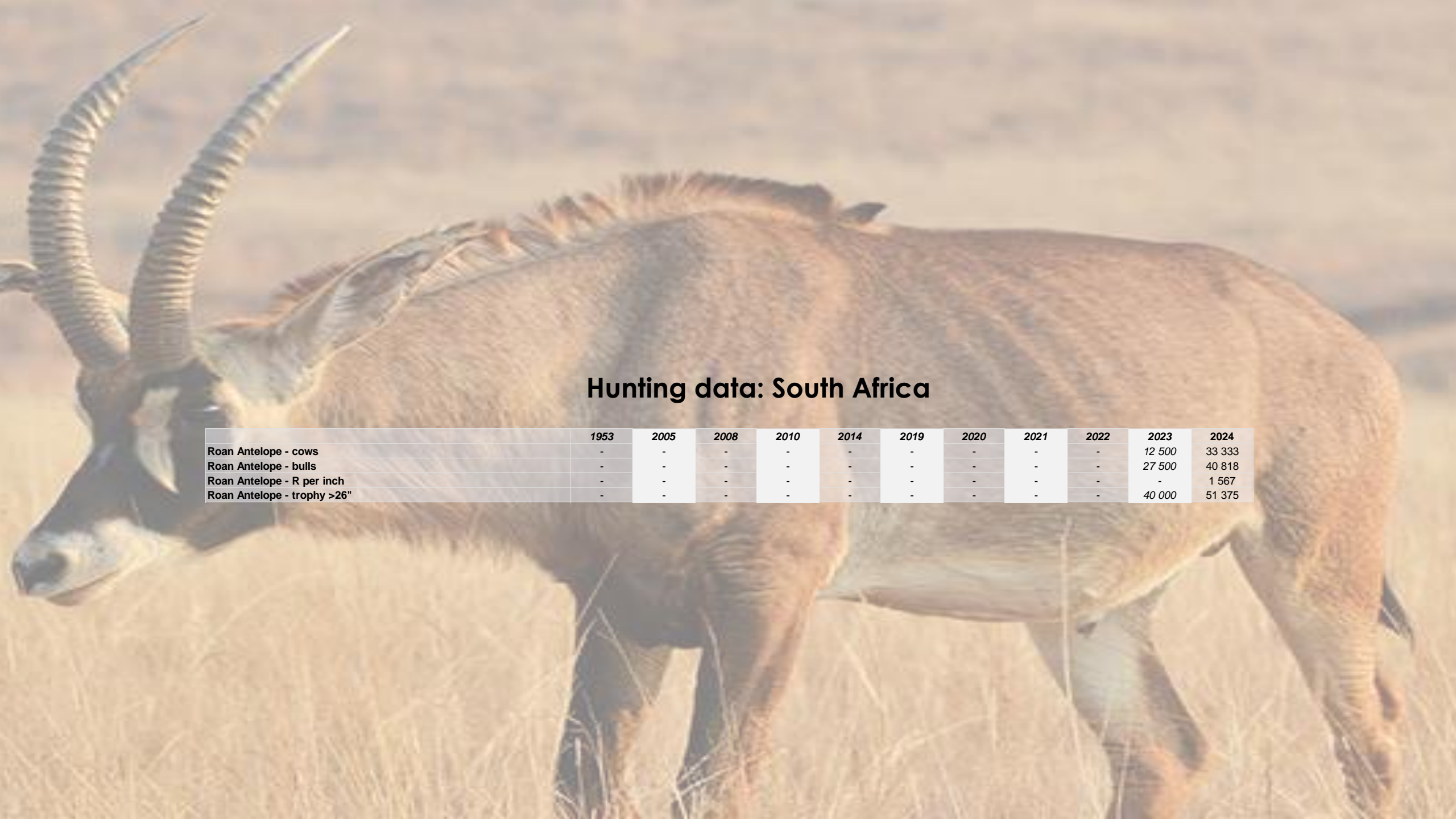
## Hunting data: South Africa

	1953	2005	2008	2010	2014	2019	2020	2021	2022	2023	2024
Reedbuck	-	-	-	-	-	-	-	-	-	-	6 833
Reedbuck - ewes	-	-	-	-	-	-	-	-	-	4 000	6 063
Reedbuck - rams	-	-	-	-	-	-	-	-	-	8 000	7 950
Reedbuck - trophy >14"	-	-	-	-	-	9 500	-	-	-	10 000	10 467
Reedbuck, Mountain - R/kg	-	-	-	-	-	-	-	-	-	-	25
Reedbuck, Mountain - ewes	-	-	-	-	-	-	-	-	1 300	1 975	3 435
Reedbuck, Mountain - rams	-	-	-	-	-	-	-	-	2 500	3 420	4 431
Reedbuck, Mountain - trophy >6 7/8"	-	-	-	-	-	-	-	-	-	-	8 000



## Hunting data: South Africa

	1953	2005	2008	2010	2014	2019	2020	2021	2022	2023	2024
Rhebuck, Grey	-	-	-	-	-	-	-	-	3 150	-	18 750
Rhebuck, Grey - ewes	-	-	-	-	-	-	-	-	-	4 800	15 500
Rhebuck, Grey - rams	-	-	-	-	-	-	-	-	3 150	5 500	15 000
Rhebuck, Grey - trophy >7,5"	-	-	-	-	-	-	-	-	3 150	7 900	15 000



## Hunting data: South Africa


	1953	2005	2008	2010	2014	2019	2020	2021	2022	2023	2024
Roan Antelope - cows	-	-	-	-	-	-	-	-	-	12 500	33 333
Roan Antelope - bulls	-	-	-	-	-	-	-	-	-	27 500	40 818
Roan Antelope - R per inch	-	-	-	-	-	-	-	-	-	-	1 567
Roan Antelope - trophy >26"	-	-	-	-	-	-	-	-	-	40 000	51 375

## Hunting data: South Africa

	1953	2005	2008	2010	2014	2019	2020	2021	2022	2023	2024
Sable antelope - cows	-	-	-	-	-	-	-	-	-	13 250	12 868
Sable antelope - cows per inch	-	-	-	-	-	-	-	-	-	-	850
Sable antelope - bulls	-	-	-	-	51 500	37 500	-	-	-	26 000	29 522
Sable antelope - bulls per inch	-	-	-	-	-	-	-	-	-	-	1 136
Sable bulls - R/kg	-	-	-	-	-	-	-	-	-	-	43
Sable antelope - bulls, young	-	-	-	-	-	-	-	-	-	20 000	15 000
Sable antelope - bulls <40	-	-	-	-	-	-	-	-	-	-	29 850
Sable antelope - trophy 40-44"	-	-	-	-	-	-	-	-	-	30 500	46 000
Sable antelope - trophy >44"	-	-	-	-	-	-	-	-	-	85 000	53 286
Sable antelope per inch (Trophy) <42"	-	-	-	-	-	-	-	-	-	-	1 036
Sable antelope per inch (Trophy) >40"	-	-	-	-	-	-	-	-	-	-	23 100
Sable antelope per inch (Trophy) >42"	-	-	-	-	-	-	-	-	-	-	1 484
Sable antelope per inch (Trophy) > 44"	-	-	-	-	-	-	-	-	-	950	1 308
Sable antelope per inch (Trophy) > 49 1/8"	-	-	-	-	-	-	-	-	-	-	47 767
Sable antelope per inch	-	-	-	-	-	-	-	-	500	1 050	972








## Hunting data: South Africa

	1953	2005	2008	2010	2014	2019	2020	2021	2022	2023	2024
Steenbok	-	500	-	-	-	-	-	-	4 750	3 000	3 540
Steenbok - ewe	-	-	-	-	-	-	-	-	-	2 900	3 650
Steenbok - young rams	-	-	-	-	-	-	-	-	-	-	3 367
Steenbok - rams	-	-	-	-	-	-	-	-	-	2 960	3 878
Steenbok - trophy >3,5"	-	-	-	-	-	-	-	-	-	1 500	6 017







## Hunting data: South Africa

	1953	2005	2008	2010	2014	2019	2020	2021	2022	2023	2024
Tsessebe	-	-	-	-	15 550	-	-	-	-	-	12 000
Tsessebe <14 inch	-	-	-	-	-	-	-	-	-	-	25 000
Tsessebe - cows	-	-	-	-	-	-	-	-	-	6 000	12 543
Tsessebe - young bulls	-	-	-	-	-	-	-	-	-	-	8 000
Tsessebe - bulls	-	7 000	-	-	-	-	-	-	14 300	13 333	15 562
Tsessebe - trophy >14"	-	-	-	-	-	-	-	-	-	10 000	20 500

## Hunting data: South Africa

	1953	2005	2008	2010	2014	2019	2020	2021	2022	2023	2024
Warthog	20	575	-	-	-	750	-	-	500	1 150	1 165
Warthog - subadult	-	-	-	-	-	-	-	-	-	-	425
Warthog - cull	-	-	-	-	-	-	-	-	-	-	850
Warthog per kg (skin on)	-	-	-	-	-	-	-	-	-	-	29
Warthog - sow	-	-	-	-	-	1 500	700	700	-	1 257	1 346
Warthog - boar	-	-	-	-	750	1 500	700	700	-	1 233	1 429
Warthog - per inch >10"	-	-	-	-	-	-	-	-	-	-	1 117
Warthog - 8-12 7/8"	-	-	-	-	-	-	-	-	-	-	-
Warthog - trophy (>13")	-	-	-	-	-	2 500	-	-	-	1 958	2 580



## Hunting data: South Africa

	1953	2005	2008	2010	2014	2019	2020	2021	2022	2023	2024
<b>Wildebeest, Black</b>	-	-	-	-	-	-	-	-	-	-	4 852
<b>Wildebeest, Black - cows</b>	-	-	-	-	-	-	-	4 000	4 750	4 068	4 539
<b>Wildebeest, Black - young bulls</b>	-	-	-	-	-	-	-	-	-	3 625	5 063
<b>Wildebeest, Black - bulls</b>	-	-	-	-	-	-	-	4 000	5 250	4 121	5 120
<b>Wildebeest, Black - R/kg</b>	-	-	-	-	-	-	-	-	-	45	40
<b>Wildebeest, Black - 'Rooikuij' bulls</b>	-	-	-	-	-	-	-	-	-	4 700	-
<b>Wildebeest, Black - Hard boss bulls</b>	-	-	-	-	-	-	-	-	-	8 700	10 000
<b>Wildebeest, Black - Trophy &gt;25"</b>	-	-	-	-	-	-	-	-	-	5 500	8 031









## Hunting data: South Africa

	1953	2005	2008	2010	2014	2019	2020	2021	2022	2023	2024
Wildebeest, Golden King<28 inch	-	-	-	-	-	-	-	-	-	-	25 000
Wildebeest, Golden King 28-29 inch	-	-	-	-	-	-	-	-	-	-	45 000
Wildebeest, Golden King - trophy >29 inch	-	-	-	-	-	-	-	-	-	-	-
Wildebeest, King - cows	-	-	-	-	-	-	-	-	-	-	75 000
Wildebeest, King - bulls	-	-	-	-	-	-	-	-	41 500	-	51 667
Wildebeest, King <28 inch	-	-	-	-	-	-	-	-	-	-	65 000
Wildebeest, King 28-29 inch	-	-	-	-	-	-	-	-	-	-	-
Wildebeest, King - trophy >29"	-	-	-	-	-	-	-	-	-	-	75 000
Wildebeest, Royal	-	-	-	-	-	-	-	-	125 000	-	-
Wildebeest, Royal - bull	-	-	-	-	-	-	-	-	-	-	220 000
Wildebeest, Royal - Trophy	-	-	-	-	-	-	-	-	-	-	180 000

## Hunting data: South Africa

	1953	2005	2008	2010	2014	2019	2020	2021	2022	2023	2024
Zebra, Burchell	200	3 500	-	-	-	4 750	5 000	5 000	9 500	5 427	6 486
Zebra, Burchell without skin	-	-	-	-	-	-	-	-	-	-	-
Zebra, Burchell - R/kg	-	-	-	-	-	-	-	-	-	-	3 009
Zebra, Burchell - mares	-	-	-	-	-	-	5 000	5 000	8 250	5 600	6 427
Zebra, Burchell - mares without skin	-	-	-	-	-	-	-	-	-	-	-
Zebra, Burchell - mares (meat stay on farm)	-	-	-	-	-	-	-	-	-	-	3 167
Zebra, Burchell - stallions	-	-	-	-	-	-	5 000	5 000	8 250	5 743	6 484
Zebra, Burchell - stallions without skin	-	-	-	-	-	-	-	-	-	-	-
Zebra, Burchell - stallions (meat stay on farm)	-	-	-	-	-	-	-	-	-	-	3 667
Zebra, Burchell - trophy	-	-	-	-	-	-	-	-	-	6 000	7 688
Zebra, Hartmann	-	-	-	-	-	-	-	-	-	10 000	10 875
Zebra, Hartmann - mares	-	-	-	-	-	-	-	-	-	-	10 875
Zebra, Hartmann - stallions	-	-	-	-	-	-	-	-	-	-	10 875
Zebra, Mountain	-	-	-	-	12 625	-	-	-	-	3 074	10 250

# Hunting data: South Africa

	1953	2005	2008	2010	2014	2019	2020	2021	2022	2023	2024
Hunting vehicle per day	-	-	-	-	-	-	-	-	1 000	722	1 021
Hunting vehicle per half day	-	-	-	-	-	-	-	-	-	-	-
Hunting vehicle (own) per day	-	-	-	-	-	-	-	-	-	-	950
Hunting vehicle per day - R/km	-	-	-	-	-	-	-	-	-	-	16
Hunting vehicle per hour	-	-	-	-	-	-	-	-	-	-	275
Hunting vehicle per hunt	-	-	-	-	-	-	-	-	-	2 000	-
Hunting vehicle per person per day	-	-	-	-	-	-	-	-	-	-	150
Hunting vehicle & PH	-	-	-	-	-	-	-	-	-	2 000	420
PH - Rand per day	-	-	-	-	-	-	-	-	-	-	1 003
Guide per day	-	-	-	-	-	-	-	-	-	150	494
Guide per hunt	-	-	-	-	-	-	-	-	-	-	-
Check-out cleaning fee	-	-	-	-	-	-	-	-	-	-	-
Motorcycle/quad assistance per day	-	-	-	-	-	-	-	-	-	-	-
Game drives - day/night	-	-	-	-	-	-	-	-	-	-	700
Night Hunt - R per hour	-	-	-	-	-	-	-	-	-	100	-
Night hunt	-	-	-	-	-	-	-	-	-	-	450
Accommodation hunter per night pppn	-	-	-	-	-	-	-	-	750	503	616
Accommodation non-hunter per night pppn	-	-	-	-	-	-	-	-	-	-	489
Accommodation U/12hunter per night pppn	-	-	-	-	-	-	-	-	-	-	262
Accommodation U/6hunter per night pppn	-	-	-	-	-	-	-	-	-	-	143
Accommodation - house/lodge pn	-	-	-	-	-	-	-	-	-	1 500	4 109
Accommodation - Bushcamp hunter pppn	-	-	-	-	-	-	-	-	-	-	200
Accommodation - Bushcamp non-hunter pppn	-	-	-	-	-	-	-	-	-	-	150
Accommodation - Camping site	-	-	-	-	-	-	-	-	-	-	-
Minimum booking (nights)	-	-	-	-	-	-	-	-	-	-	3
Minimum hunters per day/night	-	-	-	-	-	-	-	-	-	-	5
Maximum hunters per day/night	-	-	-	-	-	-	-	-	-	-	10
Minimum hunters over weekends	-	-	-	-	-	-	-	-	-	-	11
Full catering pppn	-	-	-	-	-	-	-	-	-	-	1 290
Fire wood per bag - 25kg	-	-	-	-	-	-	-	-	-	-	66
Fire wood per bag - 8kg	-	-	-	-	-	-	-	-	-	-	24
Fire wood per load	-	-	-	-	-	-	-	-	-	-	417
Ice	-	-	-	-	-	-	-	-	-	-	22
Day Fee - hunter	-	-	-	-	-	-	-	-	644	487	570
Day Fee - non-hunter	-	-	-	-	-	-	-	-	350	562	397
Day Fee - Child <12 years	-	-	-	-	-	-	-	-	-	287	297
Bow hunting per bow per day	-	-	-	-	-	-	-	-	-	-	1 175
Cleaner per day	-	-	-	-	-	-	-	-	-	-	232
Cleaner per half day	-	-	-	-	-	-	-	-	-	-	210
Once off - service fee per group	-	-	-	-	-	-	-	-	-	-	400
Once off - day fee per group	-	-	-	-	-	-	-	-	-	-	800
WiFi/day	-	-	-	-	-	-	-	-	-	-	160
DSTV/day	-	-	-	-	-	-	-	-	-	-	85
Generator fee - R/hour	-	-	-	-	-	-	-	-	-	-	530
Minimum tip: guide	-	-	-	-	-	-	-	-	-	-	100
Minimum tip: Lodge personnel	-	-	-	-	-	-	-	-	-	-	1 000
Cold room fee per day	-	-	-	-	-	-	-	-	150	188	338





[Riaan.nowers@westerncape.gov.za](mailto:Riaan.nowers@westerncape.gov.za)

---

Thank you