

MUTTON MONTHLY REPORT



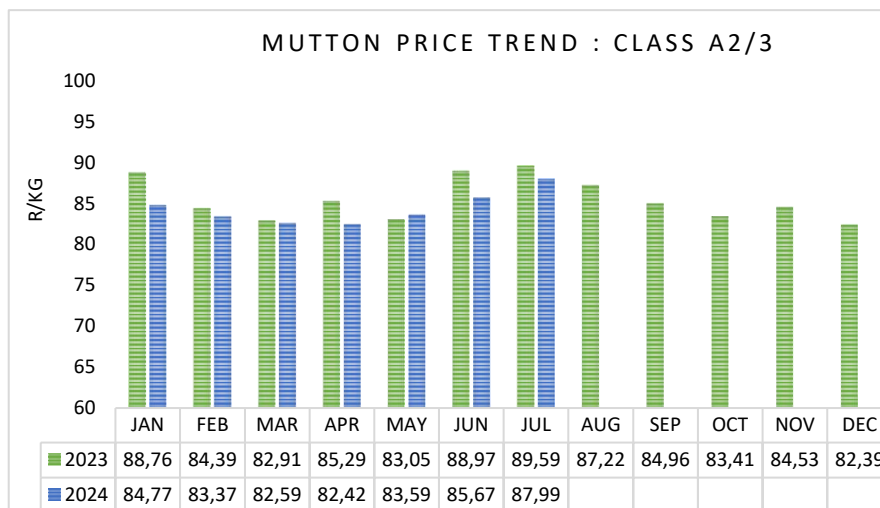
Issue: 2024/07

This report provides price trends in the South African livestock market. It provides average monthly producer prices (R/kg) of mutton and feeder lambs excluding value added tax.

Table 1: Mutton - Average monthly producer selling prices (excluding VAT) in R/kg.

Month	A2/3 (R/kg)	B2/3 (R/kg)	C2/3 (R/kg)	Storage Lamb (R/kg)
Jul-24	87,99	66,40	62,84	41,06
Jun-24	85,67	61,60	58,73	41,15
Jul-23	105,88	79,68	75,80	51,84
Δ m/m	2,7%	7,8%	7,0%	-0,2%
Δ y/y	-16,9%	-16,7%	-17,1%	-20,8%

During the reporting period, July 2024, average local prices for mutton increased (except storage lamb) from prices recorded in June 2024. When comparing year on year prices, there is a decrease in local prices for mutton in July 2024 compared to the same period last year.

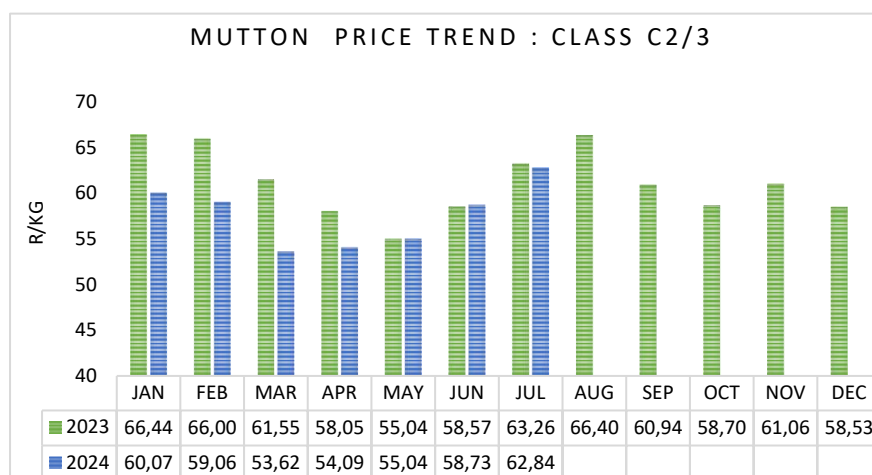
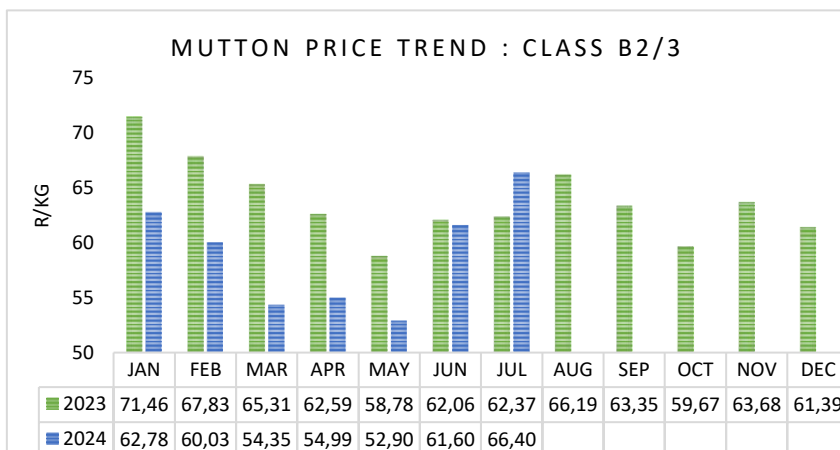


Class A2/3 Price trend

- In July 2024, the average price for Class A Mutton was R87,99 per kg which is 2,7% higher than in June 2024.
- Year on year average prices for Class A decreased by 16,9% in July 2024 compared to June 2023.

Class B2/3 Price trend

- In July 2024, the average price for mutton Class B was R66,40 per kg, which is 7,8% higher than in June 2024.
- Year on year average prices for Class B are showing a decrease of 16,7% between June 2023 and July 2024.

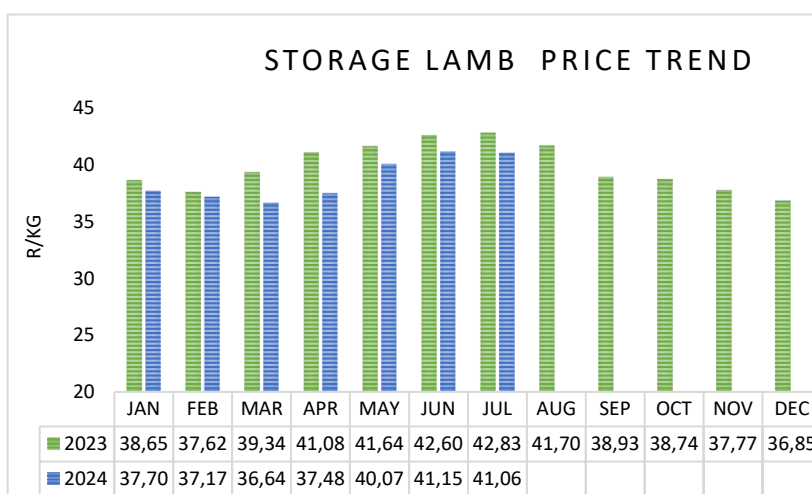


Class C2 / 3 Price trend

- During July 2024, average price for Class C was R62,84 per kg, which is a 7% price increase when compared to June 2024.
- Year on year Class C prices increased by 17,1% in July 2024 compared to June 2023.

Storage Lamb Price trend

- In July 2024, average price for Storage Lamb was R41,06 per kg, which is 0,2% lower than in June 2024.
- Year on year average prices in July 2024 were 20,8 % lower than last year during the same period.



For more information, contact:

The Western Cape Department of Agriculture Programme:

Agricultural Economic Services Division: Marketing and Agribusiness

Tel: 021 808 5211

E-mail: Sindisiwe.Dhlamini@westerncape.gov.za

Disclaimer:

The Western Cape Department of Agriculture prepared this data/information as accurately as possible. The views expressed in this document are those of the Department of Agriculture regarding market information pertaining to the livestock industry, unless otherwise stated. Anyone who uses this information does so at his/her own risk. This organization or the author(s) therefore accepts no liability for losses incurred resulting from the use of this information.