

MUTTON MONTHLY REPORT



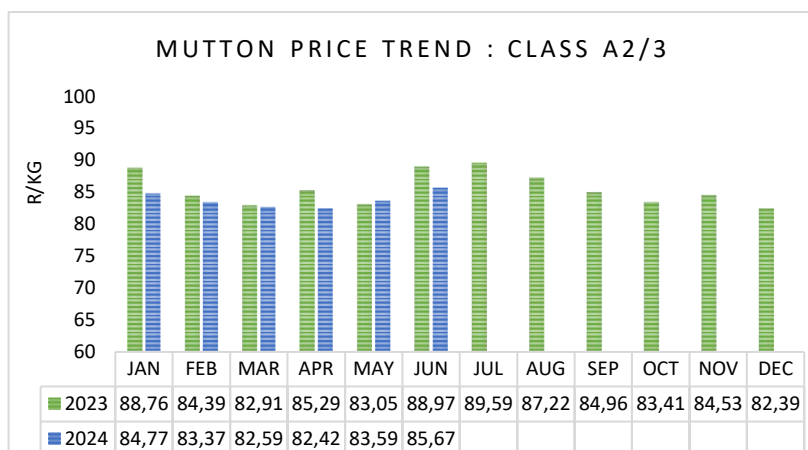
Issue: 2024/06

This report provides price trends in the South African livestock market. It provides average monthly producer prices (R/kg) of mutton and feeder lambs excluding value added tax.

Table 1: Mutton - Average monthly producer selling prices (excluding VAT) in R/kg.

Month	A2/3 (R/kg)	B2/3 (R/kg)	C2/3 (R/kg)	Storage Lamb (R/kg)
Jun-24	85,67	61,60	58,73	41,15
May-24	83,59	52,90	55,04	40,07
Jun-23	88,97	62,06	58,57	42,60
Δ m/m	2,5%	16,4%	6,7%	2,7%
Δ y/y	-3,7%	-0,7%	0,3%	-3,4%

During the reporting period, June 2024, average local prices for mutton increased from prices recorded in May 2024. When comparing year on year prices, there is a decrease (except for Class B) in local prices for mutton in June 2024 compared to the same period last year.

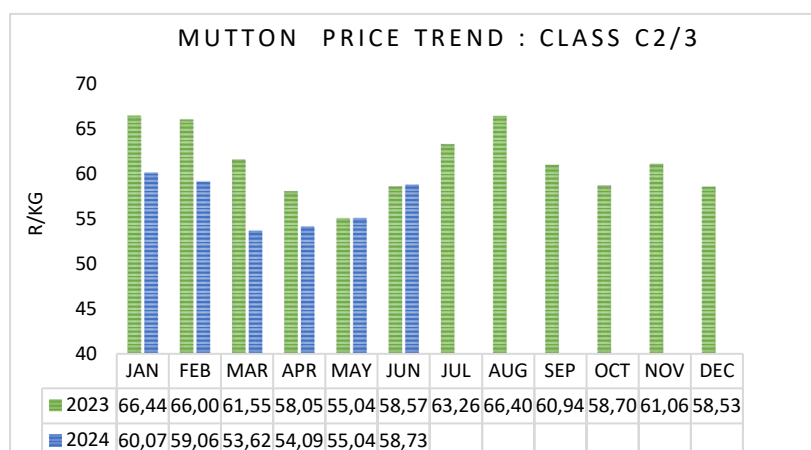
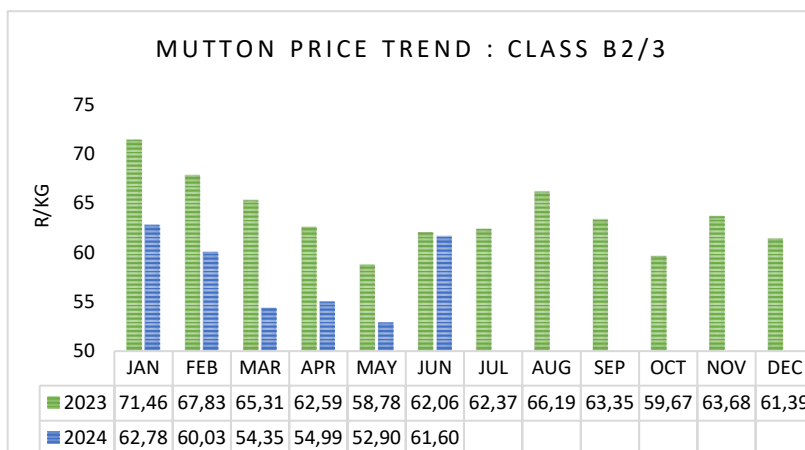


Class A2/3 Price trend

- In June 2024, the average price for Class A Mutton was R85,67 per kg which is 2,5% higher than in May 2024.
- Year on year average prices for Class A decreased by 3,7% in June 2024 compared to May 2023.

Class B2/3 Price trend

- In June 2024, the average price for mutton Class B was R61,60 per kg, which is 16,4% higher than in May 2024.
- Year on year average prices for Class B are showing a decrease of 0,7% between May 2023 and June 2024.

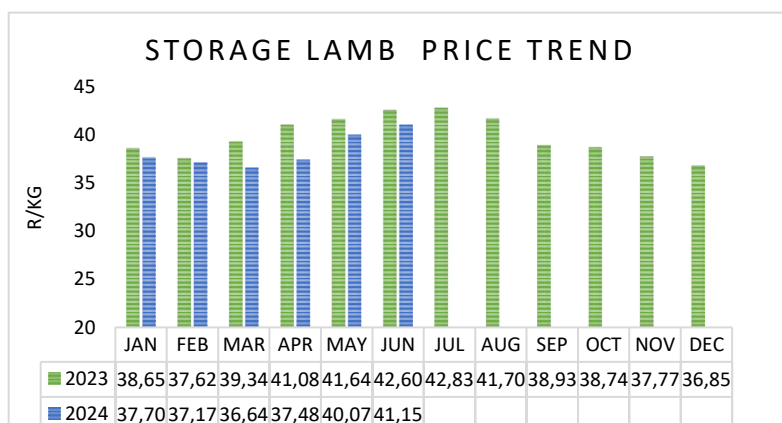


Class C2 / 3 Price trend

- During June 2024, average price for Class C was R58,73 per kg, which is a 6,7% price increase when compared to May 2024.
- Year on year Class C prices increased by 0,3% in June 2024 compared to May 2023.

Storage Lamb Price trend

- In June 2024, average price for Storage Lamb was R41,15 per kg, which is 2,7% higher than in May 2024.
- Year on year average prices in June 2024 were 3,4 % lower than last year during the same period.



For more information, contact:

The Western Cape Department of Agriculture Programme:

Agricultural Economic Services Division: Marketing and Agribusiness

Tel: 021 808 5211

E-mail: Sindisiwe.Dhlamini@westerncape.gov.za

Disclaimer:

The Western Cape Department of Agriculture prepared this data/information as accurately as possible. The views expressed in this document are those of the Department of Agriculture regarding market information pertaining to the livestock industry, unless otherwise stated. Anyone who uses this information does so at his/her own risk. This organization or the author(s) therefore accepts no liability for losses incurred resulting from the use of this information.