

# PORK MONTHLY REPORT



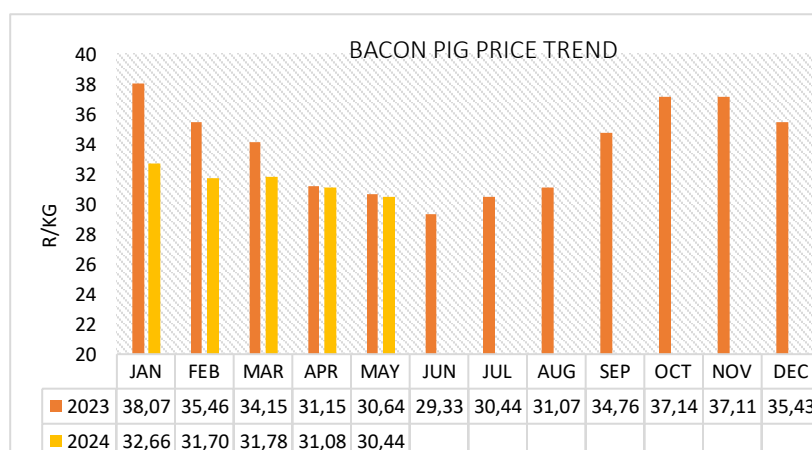
## Issue: 2024/05

This report provides price trends in the South African livestock market. It provides average monthly producer selling prices (R/kg) of pork carcasses excluding value added tax.

Table 1: Pork - Average monthly producer selling prices (excluding VAT) in R/kg.

Month	Bacon pigs	Pork pigs	Sausage pigs
May-24	30,44	30,87	24,47
Apr-24	31,08	31,65	24,20
May-23	30,64	29,68	24,44
Δ m/m	-2,0%	-2,5%	1,1%
Δ y/y	-0,6%	3,99%	0,2%

During the reporting period, May 2024, average local prices for pork decreased (except for sausage pigs) from prices recorded in April 2024. When comparing year on year prices, local pork prices increased (except for bacon pigs) in May 2024 compared to the same period last year.



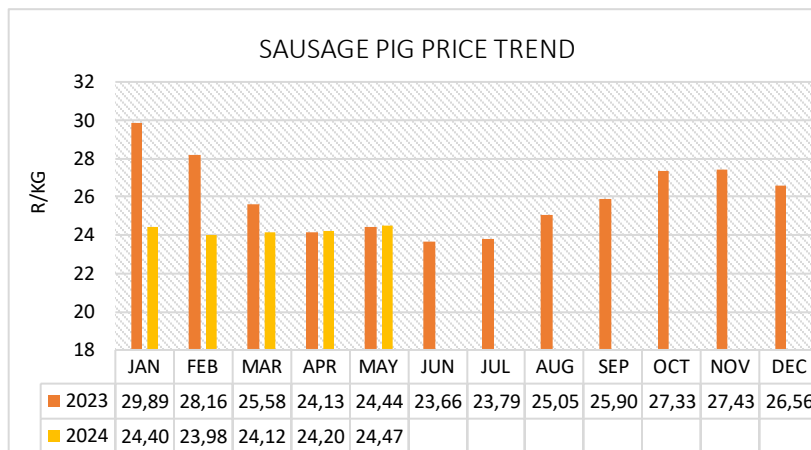
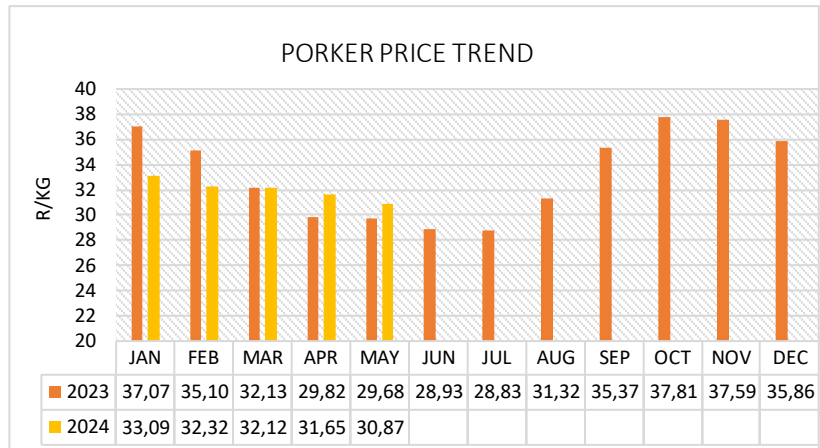
### Bacon price trend

○ In May 2024, the average price for bacon pigs was R30,44 per kg, which is 2,0 % lower than in April 2024.

○ Year on year average prices for bacon pigs decreased by 0,6 % in May 2024 compared to May 2023.

### Porker price trend

- In May 2024, the average price for porkers was R30,87 per kg, which is 2,5 % lower than in April 2024.
- Year on year average prices for porkers are showing an increase of 3,99% between May 2023 and May 2024.



### Sausage pig price trend

- In May 2024, average price for a sausage pig was R24,47 per kg, which is a 1,1 % price increase from April 2024.
- Year on year average prices for a sausage pig show a 0,2% increase compared to the same period last year.

For more information, contact:

The Western Cape Department of Agriculture Programme:  
Agricultural Economic Services Division: Marketing and Agribusiness  
Tel: 021 808 5211

E-mail: [Sindiwiwe.Dhlamini@westerncape.gov.za](mailto:Sindiwiwe.Dhlamini@westerncape.gov.za)

#### Disclaimer:

The Western Cape Department of Agriculture prepared this data/information as accurately as possible. The views expressed in this document are those of the Department of Agriculture regarding market information pertaining to the livestock industry, unless otherwise stated. Anyone who uses this information does so at his/her own risk. This organization or the author(s) therefore accepts no liability for losses incurred resulting from the use of this information.