


BEEF MONTHLY REPORT



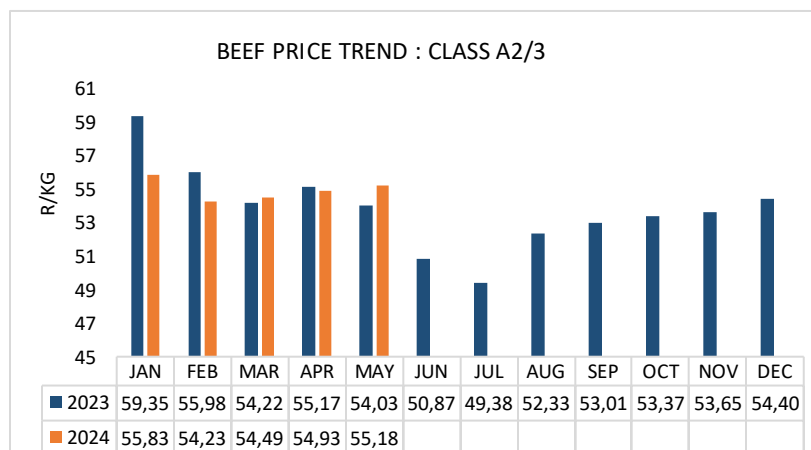
Issue: 2024/05

This report provides price trends in the South African livestock market. It provides average monthly producer selling prices (R/kg) of beef and weaner calves excluding value added tax.

Table 1: Beef- Average monthly producer selling prices (excluding VAT) in R/kg.

Month	A2/3 (R/kg)	B2/3 (R/kg)	C2/3 (R/kg)	Weaner prices (R/kg)
May-24	55,18	46,35	43,33	32,12
Apr-24	54,93	45,72	43,11	31,51
May-23	54,03	50,52	45,99	31,09
Δ m/m	0,5%	1,4%	0,5%	1,9%
Δ y/y	2,1%	-8,3%	-5,8%	3,3%

During the reporting period, May 2024, average local beef prices were higher than prices recorded in the previous month. May 2024 local beef prices show a decrease (except for Class A and Weaners) compared to the same period last year.

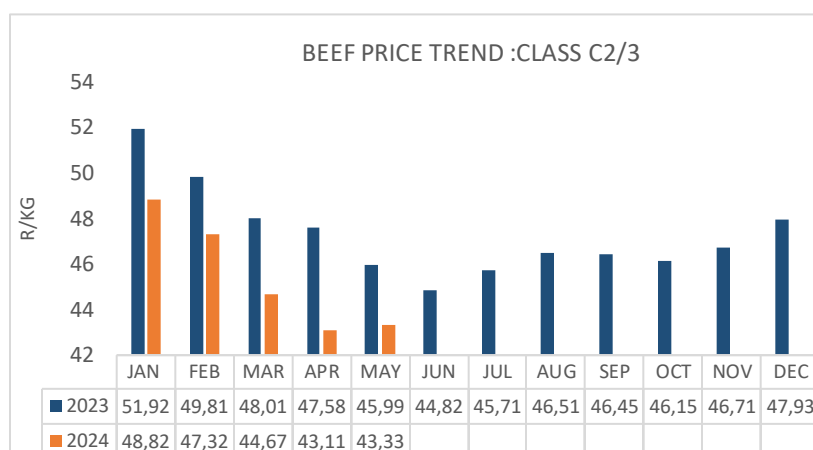
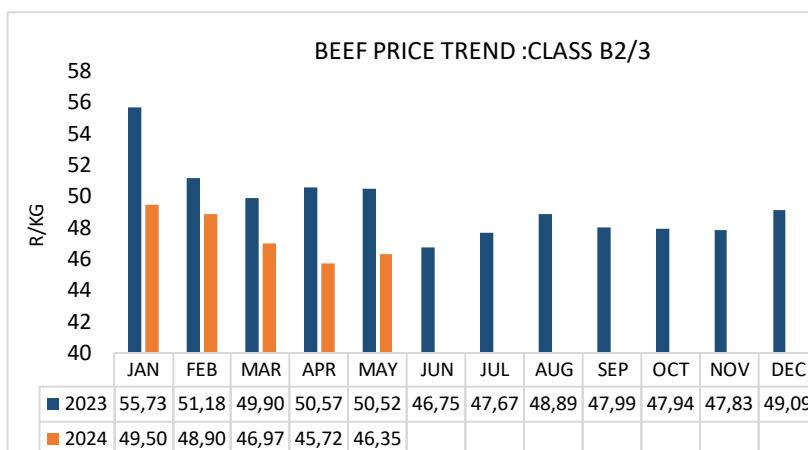


Beef Price trend: Class A2/3

- In May 2024, the average price for Class A beef was R55,18 per kg, which is 0,5% higher than in April 2024.
- Year on year average prices for Class A increased by 2,1% in May 2024 compared to May 2023.

Beef Price trend: Class B2/3

- In May 2024, the average price for Class B was R46,35 per kg, which is 1,4 % higher than in April 2024.
- Year on year average prices for Class B are showing a decrease of 8,3% between May 2024 and May 2023.

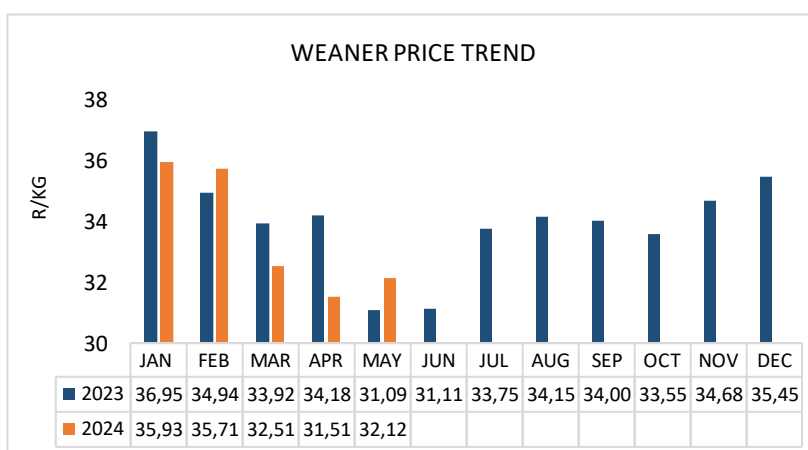


Beef Price trend: Class C2/3

- During May 2024, average price for class C beef was R43,33 per kg, which is a 0,5% price increase from April 2024.
- Year on year Class C beef showed a 5,8% average price decrease compared to the same period last year.

Weaner Price trend

- In May 2024, the average price for weaner calves was R32, 12 per kg, which is 1,9% higher than in April 2024.
- Year on year average prices in May 2024 were 3,3 % higher than last year during the same period.



For more information, contact:

The Western Cape Department of Agriculture Programme:

Agricultural Economic Services Division: Marketing and Agribusiness

Tel: 021 808 5211

E-mail: Sindisiwe.Dhlamini@westerncape.gov.za

Disclaimer:

The Western Cape Department of Agriculture prepared this data/information as accurately as possible. The views expressed in this document are those of the Department of Agriculture regarding market information pertaining to the livestock industry, unless otherwise stated. Anyone who uses this information does so at his/her own risk. This organization or the author(s) therefore accepts no liability for losses incurred resulting from the use of this information.