



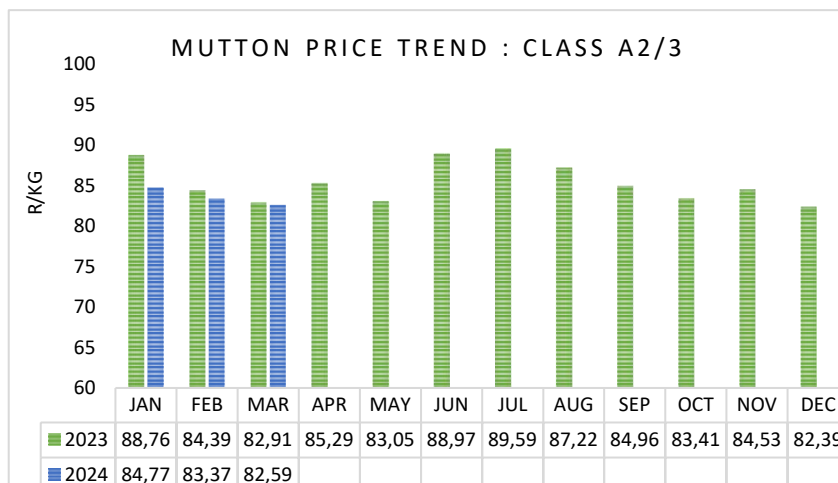
Issue: 2024/03

This report provides price trends in the South African livestock market. It provides average monthly producer prices (R/kg) of mutton and feeder lambs excluding value added tax.

Table 1: Mutton - Average monthly producer selling prices (excluding VAT) in R/kg.

Month	A2/3 (R/kg)	B2/3 (R/kg)	C2/3 (R/kg)	Storage Lamb (R/kg)
Mar-24	82,59	54,35	53,62	36,64
Feb-24	83,37	60,03	59,06	37,17
Mar-23	82,91	65,31	61,55	39,34
Δ m/m	-0,9%	-9,5%	-9,2%	-1,4%
Δ y/y	-0,4%	-16,8%	-12,9%	-6,9%

During the reporting period, March 2024, average local prices for mutton decreased from prices recorded in February 2024. When comparing year on year prices, there is a decrease in local prices for mutton in March 2024 compared to the same period last year.

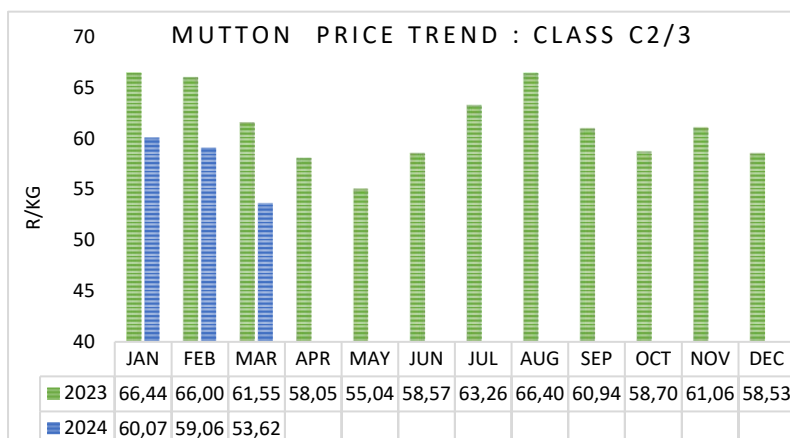
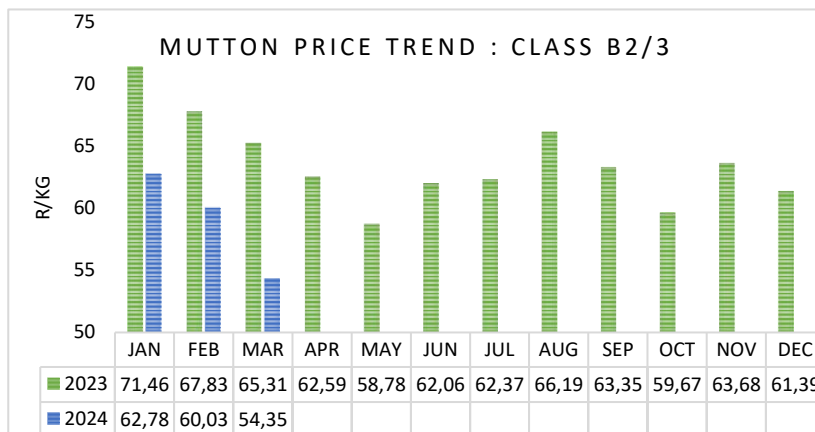


Class A2/3 Price trend

- In March 2024, the average price for Class A Mutton was R82,59 per kg which is 0,9% lower than in February 2024.
- Year on year average prices for Class A decreased by 0,4% in March 2024 compared to February 2023.

Class B2/3 Price trend

- In March 2024, the average price for mutton Class B was R54,35 per kg, which is 9,5% lower than in February 2024.
- Year on year average prices for Class B are showing a decrease of 16,8% between February 2023 and March 2024.

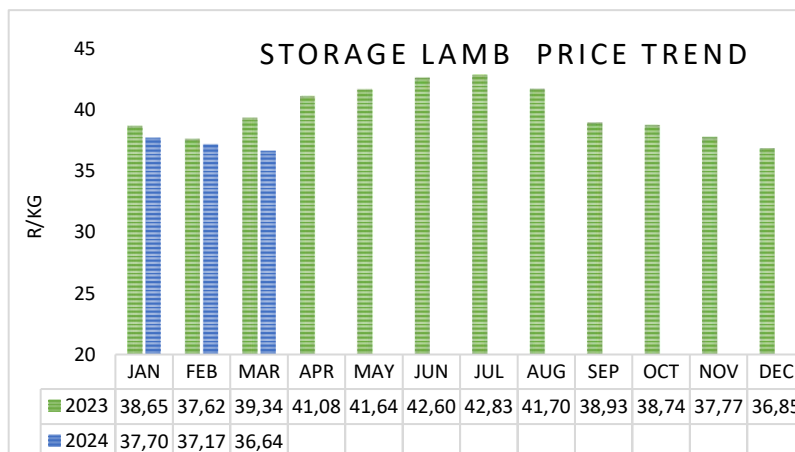


Class C2 / 3 Price trend

- During March 2024, average price for Class C was R53,62 per kg, which is a 9,2% price decrease when compared to February 2024.
- Year on year Class C prices showed a 12,9% average price decrease compared to same period last year.

Storage Lamb Price trend

- In March 2024, average price for Storage Lamb was R36,64 per kg, which is 1,4% lower than in February 2024.
- Year on year average prices in March 2024 were 6,9 % lower than last year during the same period.



For more information, contact:

The Western Cape Department of Agriculture Programme:

Agricultural Economic Services Division: Marketing and Agribusiness

Tel: 021 808 5211

E-mail: Sindisiwe.Dhlamini@westerncape.gov.za

Disclaimer:

The Western Cape Department of Agriculture prepared this data/information as accurately as possible. The views expressed in this document are those of the Department of Agriculture regarding market information pertaining to the livestock industry, unless otherwise stated. Anyone who uses this information does so at his/her own risk. This organization or the author(s) therefore accepts no liability for losses incurred resulting from the use of this information.