

# PORK MONTHLY REPORT



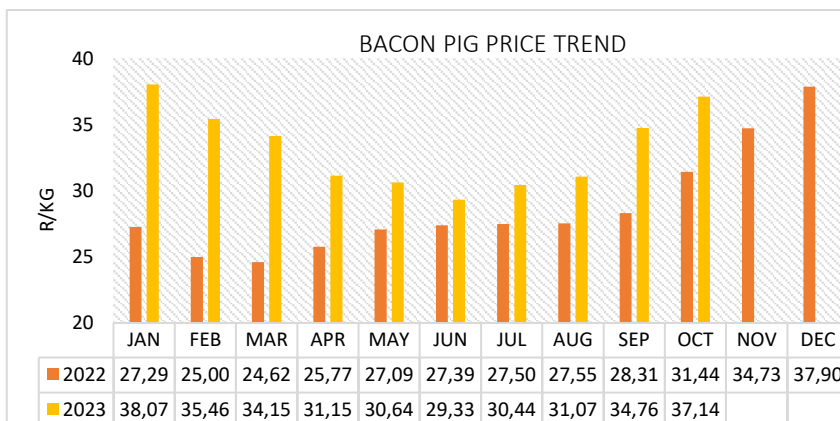
## Issue: 2023/10

This report provides price trends in the South African livestock market. It provides average monthly producer selling prices (R/kg) of pork carcasses excluding value added tax.

Table 1: Pork - Average monthly producer selling prices (excluding VAT) in R/kg.

Month	Bacon pigs	Pork pigs	Sausage pigs
Oct-23	37,14	37,81	27,33
Sep-23	34,76	35,37	25,90
Oct-22	31,44	30,11	24,30
Δ m/m	6,8%	6,9%	5,5%
Δ y/y	18,1%	25,6%	12,5%

During the reporting period, October 2023, average local prices for pork increased from prices recorded in September 2023. When comparing year on year prices, local pork prices increased in October 2023 compared to the same period last year.

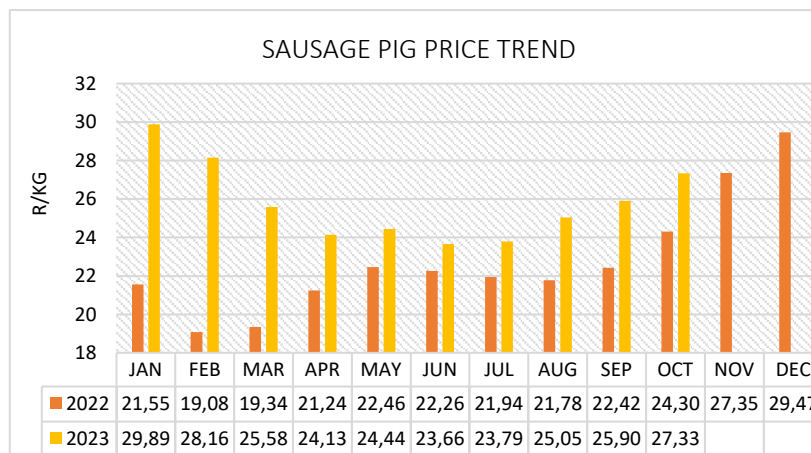
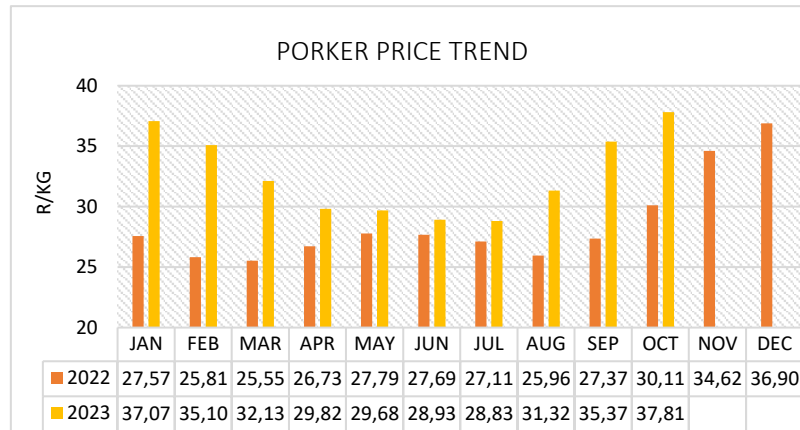


### Bacon price trend

- In October 2023, the average price for bacon pigs was R37,14 per kg, which is 6,8 % higher than in September 2023.
- Year on year average prices for bacon pigs increased by 18,1 % in October 2023 compared to October 2022.

### Porker price trend

- In October 2023, the average price for porkers was R37,81 per kg, which is 6,9 % higher than in September 2023.
- Year on year average prices for porkers are showing an increase of 25,6 % between October 2022 and October 2023.



### Sausage price trend

- In October 2023, average price for sausage pig was R27,33 per kg, which is a 5,5 % price increase from September 2023.
- Year on year average prices for sausage pig show a 12,5 % increase compared to the same period last year.

For more information, contact:  
 The Western Cape Department of Agriculture Programme:  
 Agricultural Economic Services Division: Marketing and Agribusiness  
 Tel: 021 808 5211  
 E-mail: [Sindisiwe.Dhlamini@westerncape.gov.za](mailto:Sindisiwe.Dhlamini@westerncape.gov.za)

**Disclaimer:**

The Western Cape Department of Agriculture prepared this data/information as accurately as possible. The views expressed in this document are those of the Department of Agriculture regarding market information pertaining to the livestock industry, unless otherwise stated. Anyone who uses this information does so at his/her own risk. This organization or the author(s) therefore accepts no liability for losses incurred resulting from the use of this information.