



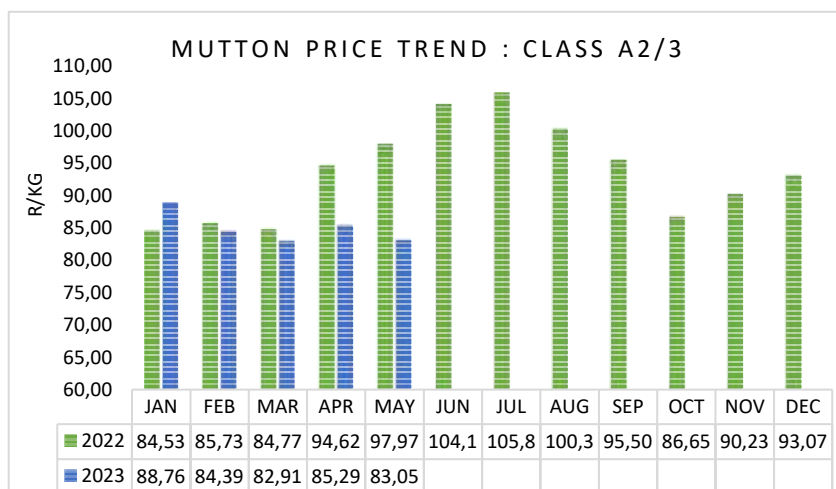
Issue: 2023/05

This report provides price trends in the South African livestock market. It provides average monthly producer prices (R/kg) of mutton and feeder lambs excluding value added tax.

Table 1: Mutton - Average monthly producer selling prices (excluding VAT) in R/kg

Month	A2/3 (R/kg)	B2/3 (R/kg)	C2/3 (R/kg)	Storage Lamb (R/kg)
May-23	83,05	58,78	55,04	41,64
Apr-23	85,29	62,59	58,05	41,08
May-22	97,97	76,66	71,50	48,28
Δ m/m	-2,6%	-6,1%	-5,2%	1,4%
Δ y/y	-15,2%	-23,3%	-23,0%	-13,7%

During the reporting period, May 2023, average local prices for mutton (except for lamb) have decreased from prices recorded in April 2023. When comparing year on year prices, there is a decrease in local prices for mutton in May 2023 compared to the same period last year.

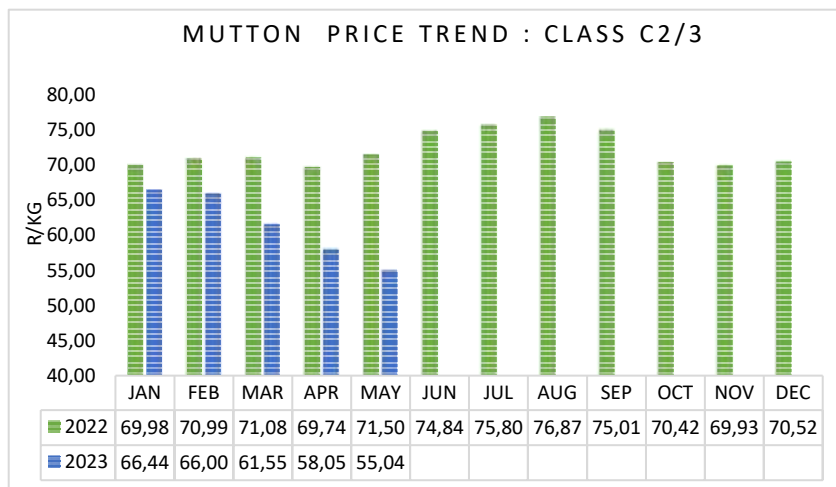
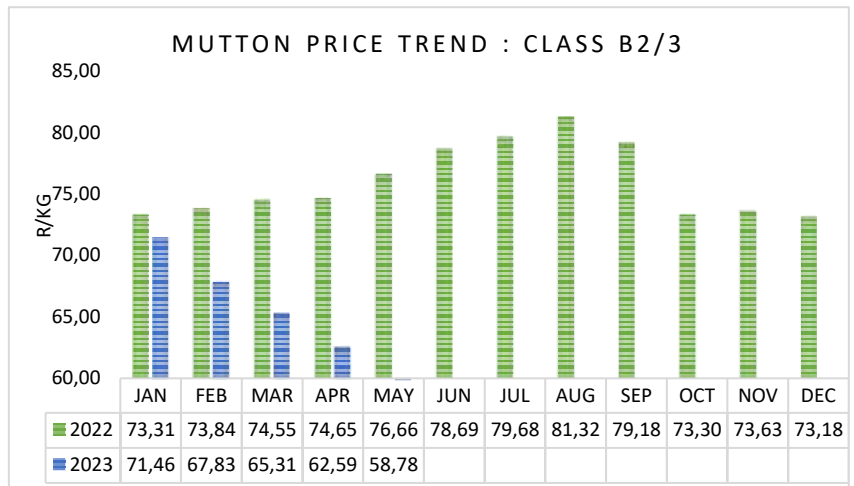


Class A2/3 Price trend

- In May 2023, the average price for Class A Mutton was R83, 05 per kg which is 2, 6% lower than in April 2023.
- Year on year average prices for Class A decreased by 15, 2 % in May 2023 compared to May 2022.

Class B2/3 Price trend

- In May 2023, the average price for mutton Class B was recorded to be R58, 78 per kg, which is 6, 1% lower than in April 2023.
- Year on year average prices for Class B are showing a decrease of 23, 3% between May 2022 and May 2023.

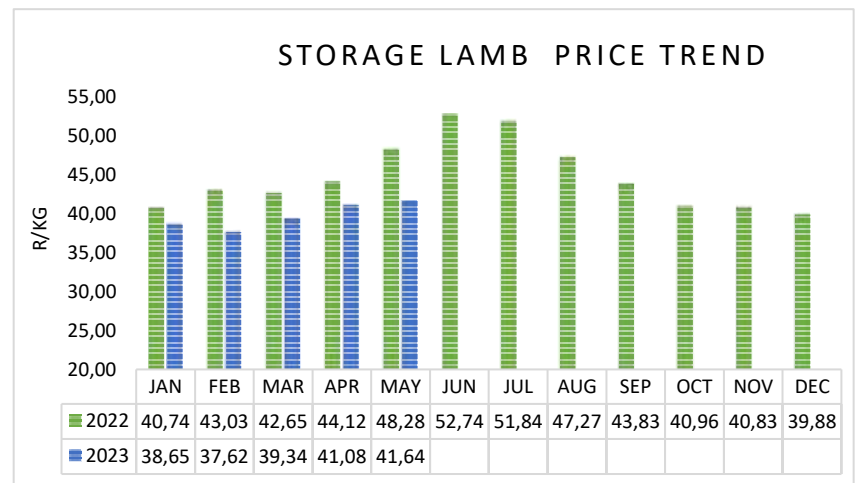


Class C2 /3 Price trend

- During May 2023, average price for Class C was R55, 04 per kg, which is a 5, 2 % price decrease when compared to April 2023.
- Year on year Class C prices showed a 23 % average price decrease compared to same period last year.

Storage Lamb Price trend

- In May 2023, average price for Storage Lamb was R41, 64 per kg, which is 1, 4 % higher than in April 2023.
- Year on year average prices in May 2023 were 13, 7% lower than last year during the same period.



For more information, contact:

The Western Cape Department of Agriculture Programme:

Agricultural Economic Services Division: Marketing and Agribusiness

Tel: 021 808 5211

E-mail: Sindisiwe.Dhlamini@westerncape.gov.za

Disclaimer:

The Western Cape Department of Agriculture prepared this data/information as accurately as possible. The views expressed in this document are those of the Department of Agriculture with regard to market information pertaining to the livestock industry, unless otherwise stated. Anyone who uses this information does so at his/her own risk. This organization or the author(s) therefore accepts no liability for losses incurred resulting from the use of this information.