

GOAT MONTHLY REPORT



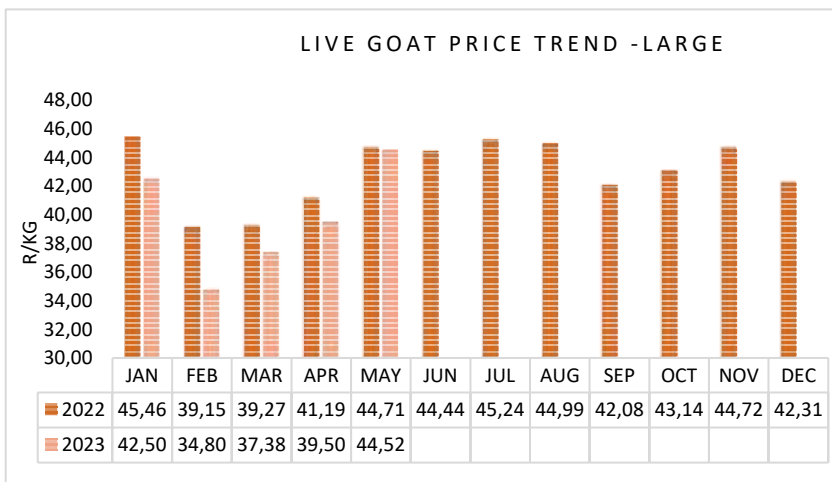
Issue: 2023/05

This report provides price trends in the South African livestock market. It provides average monthly producer selling prices (R/kg) of live goats excluding value added tax.

Table 1: Live goat- Average monthly producer selling prices (excluding VAT) in R/kg

Month	Large (>40kg) (R/kg)	Medium (30-40 kg) (R/kg)	Small (<30 kg) (R/kg)	Ewes (R/kg)
May-23	44,52	50,12	52,87	41,74
Apr-23	39,50	47,19	53,32	38,14
May-22	44,71	52,13	61,37	47,11
Δ m/m	12,7%	6,2%	-0,8%	9,4%
Δ y/y	-0,4%	-3,9%	-13,9%	-11,4%

During the reporting period, May 2023, average local prices for live goats (except for small goats) increased from prices recorded in April 2023. When comparing year on year prices, there was a decrease in local goat prices in May 2023 compared to May 2022.

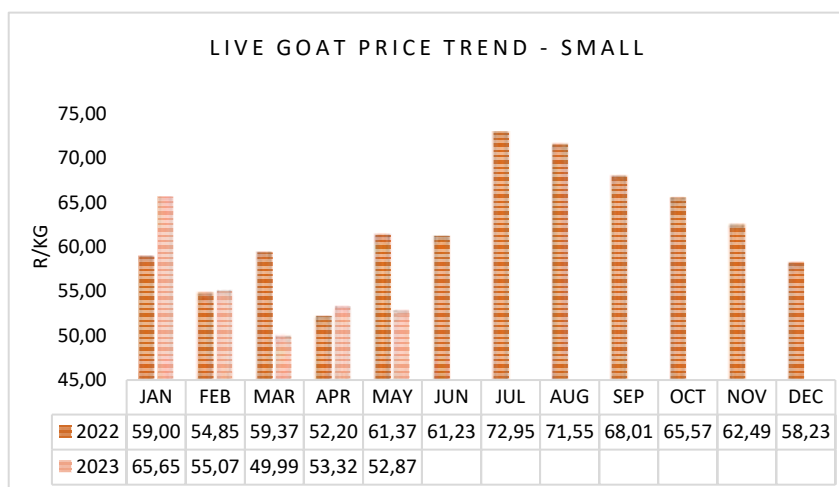
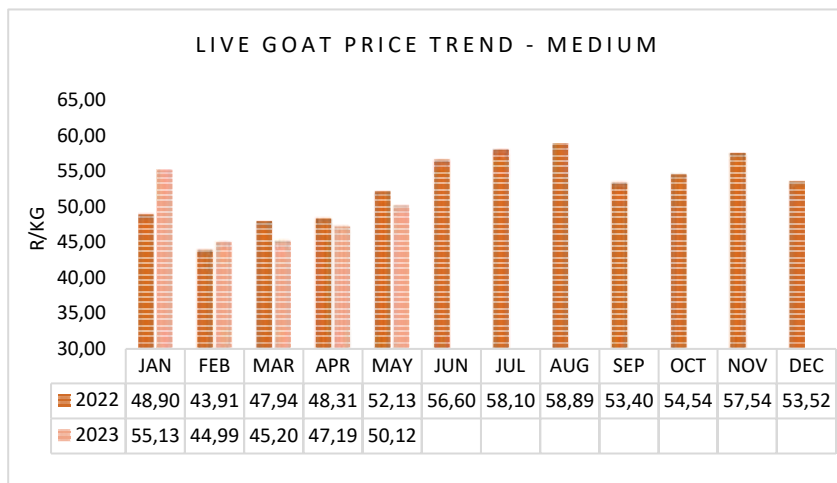


Large goat price trend

- In May 2023, the average price for a large goat was R44, 52 per kg, which is 12, 7 % higher than in April 2023.
- Large goat prices decreased by 0, 4 % in May 2023 compared to May 2022.

Medium goat price trend

- In May 2023, the average price for a medium goat was R50, 12 per kg, which is 6, 2 % higher than in April 2023.
- Year on year average prices for a medium goat show a decrease of 3, 9 % between May 2022 and May 2023.

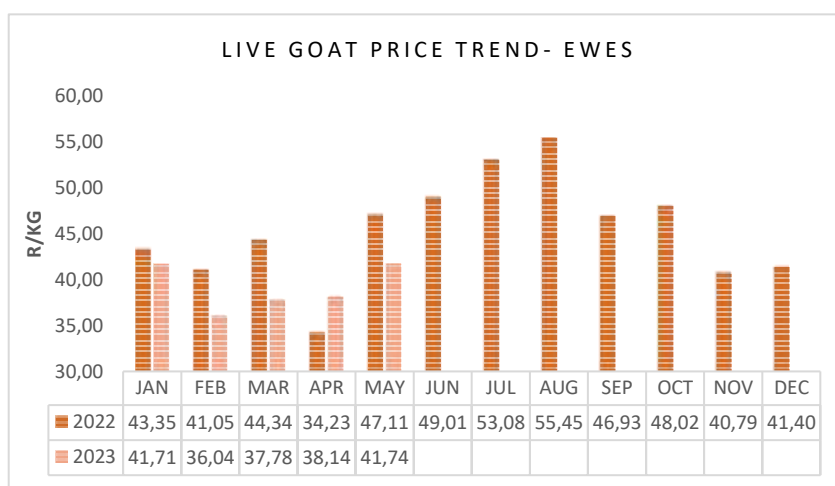


Small goat price trend

- During May 2023, average price for a small goat was R52, 87 per kg, which is a 0, 8 % price decrease from April 2023.
- Year on year small goat prices showed a 13, 9 % average price decrease compared to the same period last year.

Live goat price trend (Ewes)

- In May 2023, the average price for ewes was R41, 74 per kg, which is 9, 4 % higher than in April 2023.
- Year on year average prices in May 2023 were 11, 4 % lower than last year during the same period.



For more information, contact:

The Western Cape Department of Agriculture Programme:

Agricultural Economic Services Division: Marketing and Agribusiness Tel: 021 808 5211

E-mail: Sindisiwe.Dhlamini@westerncape.gov.za

Disclaimer:

The Western Cape Department of Agriculture prepared this data/information as accurately as possible. The views expressed in this document are those of the Department of Agriculture with regard to market information pertaining to the livestock industry, unless otherwise stated. Anyone who uses this information does so at his/her own risk. This organization or the author(s) therefore accepts no liability for losses incurred resulting from the use of this information.