

MUTTON MONTHLY REPORT



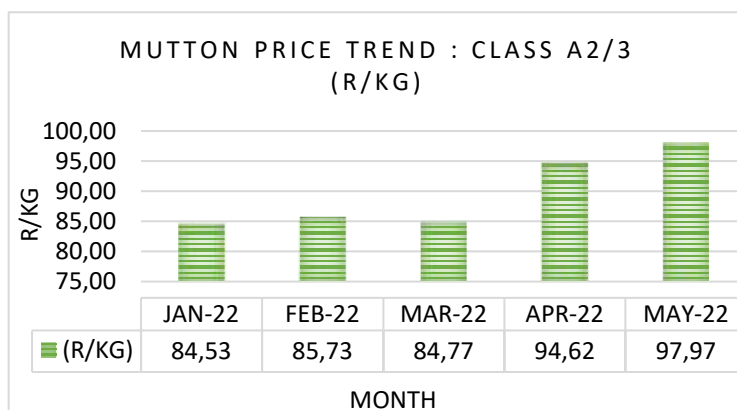
Issue: 2022/05

This report provides price trends in the South African livestock market. It provides average monthly producer prices (R/kg) of mutton and feeder lambs excluding value added tax.

Table 1: Mutton - Average monthly producer selling prices (excluding VAT) in R/kg

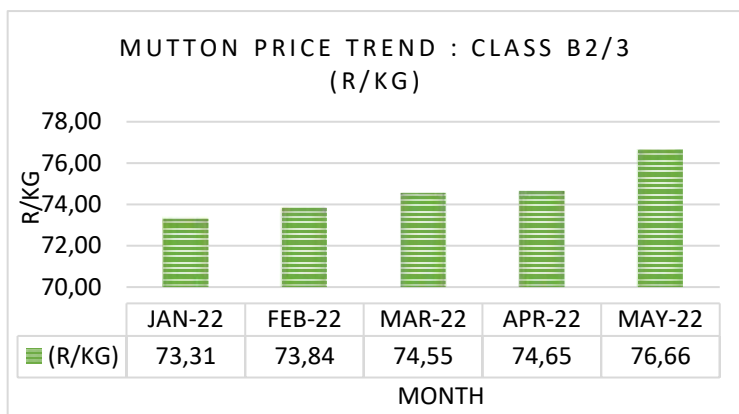
	A2/3 (R/kg)	B2/3 (R/kg)	C2/3 (R/kg)	Lamb (R/kg)
May-22	97,97	76,66	71,50	48,28
Apr-22	94,62	74,65	69,74	44,12
May-21	90,55	69,04	68,83	49,52
% Δ m/m	3,5%	2,7%	2,5%	9,4%
% Δ y/y	8,2%	11,0%	3,9%	-2,5%

During the reporting period, May 2022, average local mutton prices have increased from prices recorded in April 2022. When comparing year on year prices, there is an increase in local mutton prices (except for lamb prices) in May 2022 compared to the same period last year.



Mutton Class A2/3 Price trend

- In May 2022, the average price for Class A Mutton was R97, 97 per kg which is 3, 5 % higher than in April 2022.
- Year on year average prices for Class A increased by 8, 2 % in May 2022 compared to May 2021.

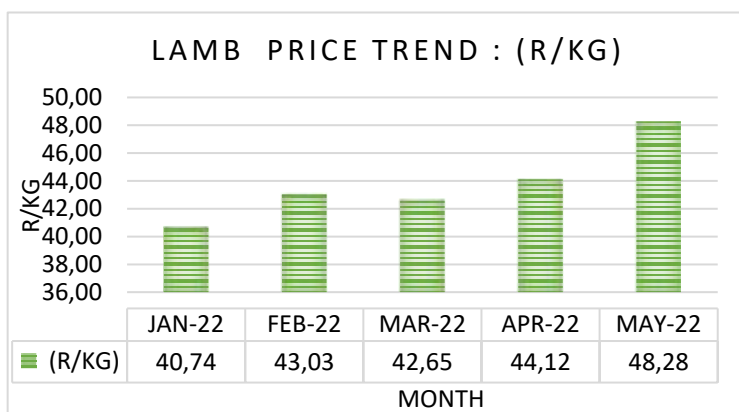
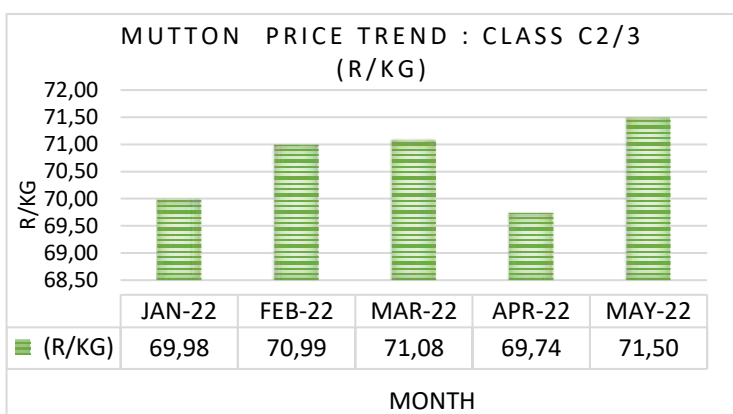


Mutton Class B2/3 Price trend

- In May 2022, the average price for mutton Class B was recorded to be R76,66 per kg, which is 2,7% higher than in April 2022.
- Year on year average prices for Class B are showing an increase of 11% between May 2021 and May 2022.

Mutton Class C2 /3 Price trend

- During May 2022, average price for class C Mutton was R71,50 per kg, which is a 2,5% price increase when compared to April 2022.
- Year on year Class C Mutton showed 3,9% average price increase compared to same period last year.



Lamb Price trend

- In May 2022, the average price for Lamb was R48,28 per kg, which is 9,4% higher than in April 2022.
- Year on year average prices in May 2022 were 2,5% lower than last year during the same period.

For more information, contact:

The Western Cape Department of Agriculture Programme:

Agricultural Economic Services Division: Marketing and Agribusiness

Tel: 021 808 5211

E-mail: sindisiwe.Dhlamini@westerncape.gov.za

Disclaimer:

The Western Cape Department of Agriculture prepared this data/information as accurately as possible. The views expressed in this document are those of the Department of Agriculture with regard to market information pertaining to the livestock industry, unless otherwise stated. Anyone who uses this information does so at his/her own risk. This organization or the author(s) therefore accepts no liability for losses incurred resulting from the use of this information.