

MUTTON MONTHLY REPORT



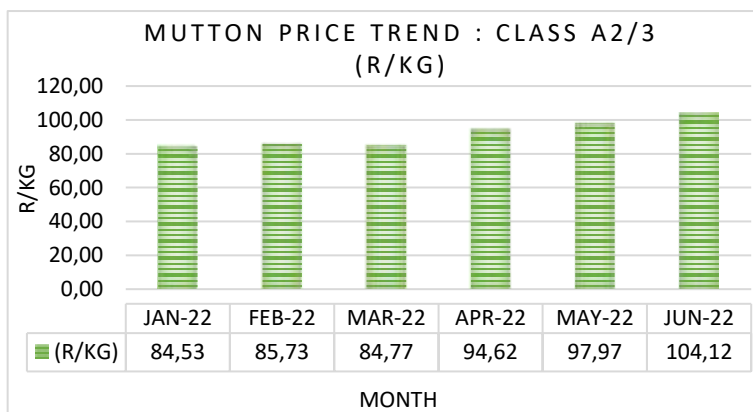
Issue: 2022/06

This report provides price trends in the South African livestock market. It provides average monthly producer prices (R/kg) of mutton and feeder lambs excluding value added tax.

Table 1: Mutton - Average monthly producer selling prices (excluding VAT) in R/kg

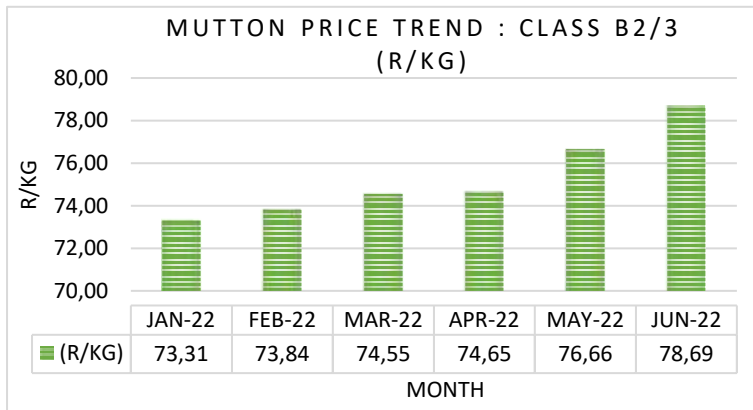
Month	A2/3 (R/kg)	B2/3 (R/kg)	C2/3 (R/kg)	Lamb (R/kg)
Jun-22	104,12	78,69	74,84	52,74
May-22	97,97	76,66	71,50	48,28
Jun-21	70,10	57,60	52,93	37,66
Δ m/m	6,3%	2,7%	4,7%	9,3%
Δ y/y	48,5%	36,6%	41,4%	40,0%

During the reporting period, June 2022, average local mutton prices have increased from prices recorded in May 2022. When comparing year on year prices, there is an increase in local mutton prices in June 2022 compared to the same period last year.



Mutton Class A2/3 Price trend

- In June 2022, the average price for Class A Mutton was R104, 12 per kg which is 6, 3 % higher than in May 2022.
- Year on year average prices for Class A increased by 48,5 % in June 2022 compared to June 2021.

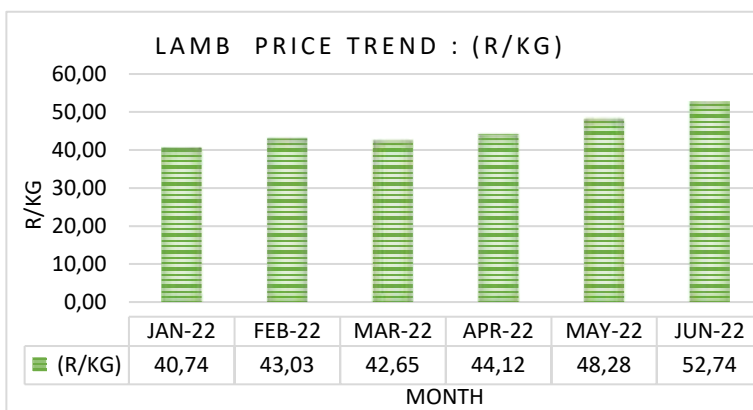
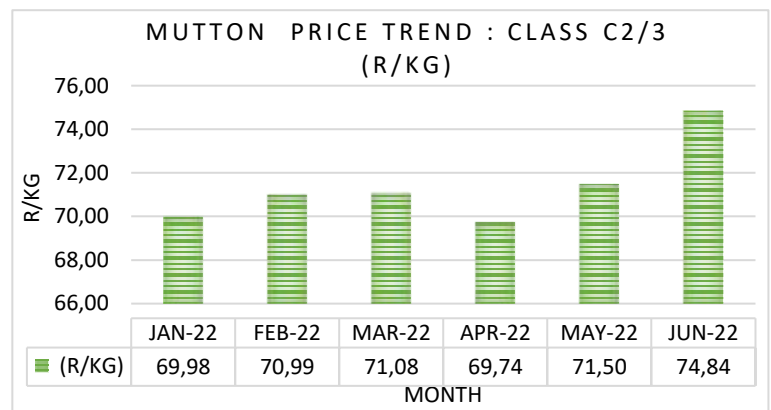


Mutton Class B2/3 Price trend

- In June 2022, the average price for mutton Class B was recorded to be R78, 69 per kg, which is 2, 7 % higher than in May 2022.
- Year on year average prices for Class B are showing an increase of 36,6% between June 2021 and June 2022.

Mutton Class C2 /3 Price trend

- During June 2022, average price for class C Mutton was R74, 84 per kg, which is a 4, 7 % price increase when compared to May 2022.
- Year on year Class C Mutton showed 41,4 % average price increase compared to same period last year.



Lamb Price trend

- In June 2022, average price for Lamb was R52, 74 per kg, which is 9, 3 % higher than in May 2022.
- Year on year average prices in June 2022 were 40 % higher than last year during the same period.

For more information, contact:

The Western Cape Department of Agriculture Programme:

Agricultural Economic Services Division: Marketing and Agribusiness

Tel: 021 808 5211

E-mail: sindisiwe.Dhlamini@westerncape.gov.za

Disclaimer:

The Western Cape Department of Agriculture prepared this data/information as accurately as possible. The views expressed in this document are those of the Department of Agriculture with regard to market information pertaining to the livestock industry, unless otherwise stated. Anyone who uses this information does so at his/her own risk. This organization or the author(s) therefore accepts no liability for losses incurred resulting from the use of this information.