

GOAT MONTHLY REPORT



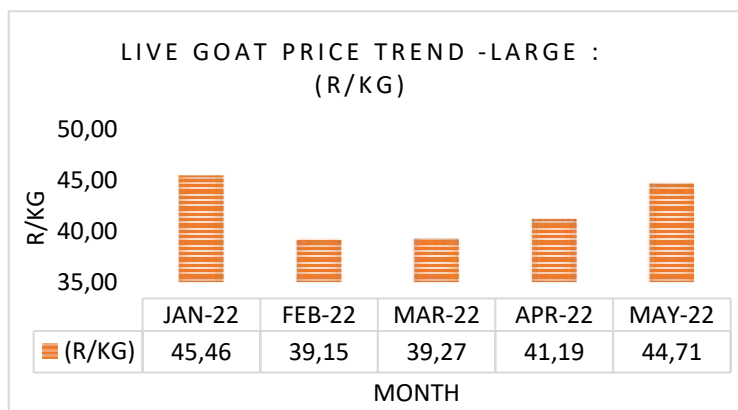
Issue: 2022/05

This report provides price trends in the South African livestock market. It provides average monthly producer selling prices (R/kg) of live goats excluding value added tax.

Table 1: Live goat- Average monthly producer selling prices (excluding VAT) in R/kg

	Large (>40kg) (R/kg)	Medium (30-40 kg) (R/kg)	Small (<30 kg) (R/kg)	Ewes (R/kg)
May-22	44,71	52,13	61,37	47,11
Apr-22	41,19	48,31	52,20	34,23
May-21	61,64	51,39	42,97	45,04
Δ m/m	9%	8%	18%	38%
Δ y/y	-27%	1%	43%	5%

During the reporting period, May 2022, average local prices for live goats increased from prices recorded in April 2022. When comparing year on year prices, there was an increase in local goat prices (except for large goats) in May 2022 compared to the same period last year.

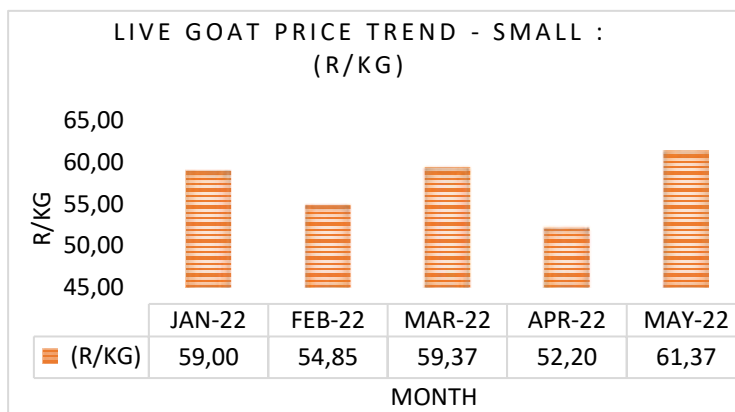
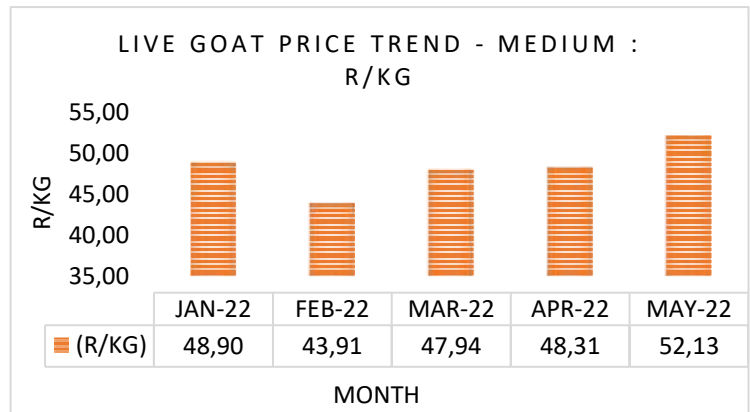


Large goat Price trend

- In May 2022, the average price for a large goat was R44, 71 per kg, which is 9 % higher than in April 2022.
- Year on year average prices for a large goat decreased by 27% in May 2022 compared to May 2021.

Medium goat price trends

- In May 2022, the average price for a medium goat was R52, 13 per kg, which is 8% higher than in April 2022.
- Year on year average prices for a medium goat show an increase of 1% between May 2021 and May 2022.

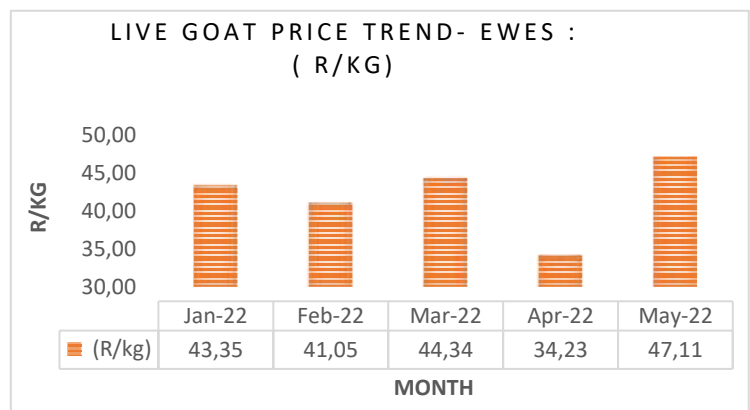


Small goat Price trends

- During May 2022, average price for a small goat was R61, 37 per kg, which is a 18% price increase from April 2022.
- Year on year small goat showed a 43% average price increase compared to same period last year.

Live goat price trends (Ewes)

- In May 2022, the average price for ewes was R47, 11 per kg, which is 38% lower than in April 2022.
- Year on year average prices in May 2022 were 5 % lower than last year during the same period.



For more information, contact:

The Western Cape Department of Agriculture Programme:
Agricultural Economic Services Division: Marketing and Agribusiness
Tel: 021 808 5211
E-mail: sindisiwe.Dhlamini@westerncape.gov.za

Disclaimer:

The Western Cape Department of Agriculture prepared this data/information as accurately as possible. The views expressed in this document are those of the Department of Agriculture with regard to market information pertaining to the livestock industry, unless otherwise stated. Anyone who uses this information does so at his/her own risk. This organization or the author(s) therefore accepts no liability for losses incurred resulting from the use of this information.