

SWB45-1107

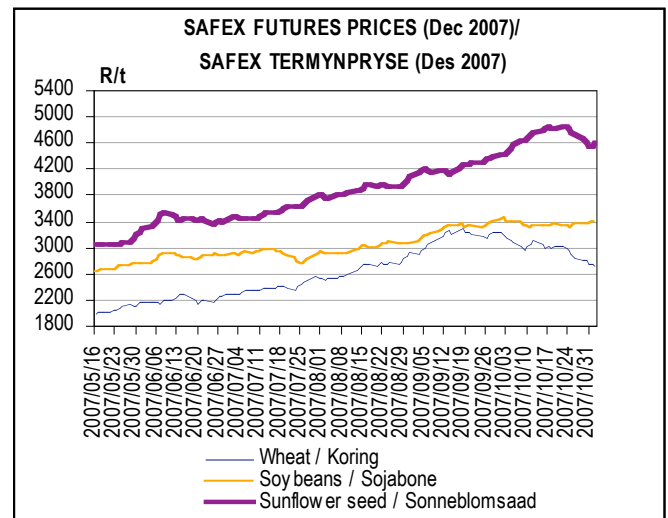
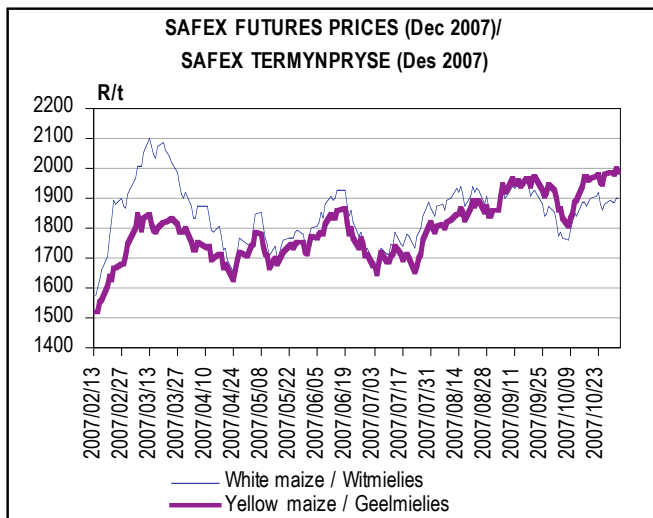
2007/11/06

SAGIS WEEKLY BULLETIN / SAGIS WEEKLIKSE BULLETIN

1. DOMESTIC PRICES PER SAFEX (R/t) (a)

Commodity	Futures prices/Termynpryse (2007/11/02)					Kommoditeit
	2007/11	2007/12	2008/03	2008/05	2008/07	
White maize	R1876.00/t	R1898.00/t	R1924.00/t	R1500.00/t	R1443.00/t	Witmielies
White maize No.2	N/a	N/a	R1747.00/t	N/a	R1655.00/t	Witmielies No.2
Yellow maize	R1963.00/t	R1984.00/t	R1970.00/t	R1500.00/t	R1438.00/t	Geelmielies
Wheat	R2722.00/t	R2720.00/t	R2774.00/t	R2800.00/t	R2818.00/t	Koring
Sunflower	R4560.00/t	R4610.00/t	R3915.00/t	R3520.00/t	R3579.00/t	Sonneblom
Soybeans	R3325.00/t	R3379.00/t	R3420.00/t	R3050.00/t	R3111.00/t	Sojabone

1. PLAASLIKE PRYSE VOLGENS SAFEX (R/t) (a)



2. IMPORT TARIFF ON MAIZE

Derived US No2Y Yellow Maize fob (Gulf) (b)	2007/10/29	2007/10/30	2007/10/31	2007/11/01	2007/11/02	Afgeleide VSA No2Y Geelmielies vab (Golf) (b)
RSA Initial Reference Price			\$110.00			RSA Oorspronklike Verwysingsprys
Base price (\$/t)	117.65	117.65	117.65	117.65	117.65	Basisprys (\$/t)
Daily price (\$/t) (IGC)	182.60	179.60	181.60	178.60	182.60	Daaglikse prys (\$/t) (IGC)
Average of 21 days (\$/t)	173.22	173.41	174.08	174.65	175.46	Gemiddeld van 21 dae (\$/t)
Number of days that the deviation is more than \$7	276	277	278	279	280	Aantal dae wat die afwyking meer as \$7 is
Deviation from base price (\$/t)	-55.57	-55.76	-56.43	-57.00	-57.81	Afwyking van basisprys (\$/t)
Duty on maize (\$/t)	-63.22	-63.41	-64.08	-64.65	-65.46	Reg op mielies (\$/t)
Duty on maize (R/t)	-428.72	-429.10	-432.52	-435.39	-439.79	Reg op mielies (R/t)
R/\$ Exchange rate (average of 21 days)	6.7813	6.7671	6.7498	6.7345	6.7185	R/\$ Wisselkoers (gemiddeld van 21 dae)
Tariff Gazetted 2006/12/08			R0.00/t			Tarief gepubliseer

Formula according to ITAC
(International Trade Administration Commission of South Africa)

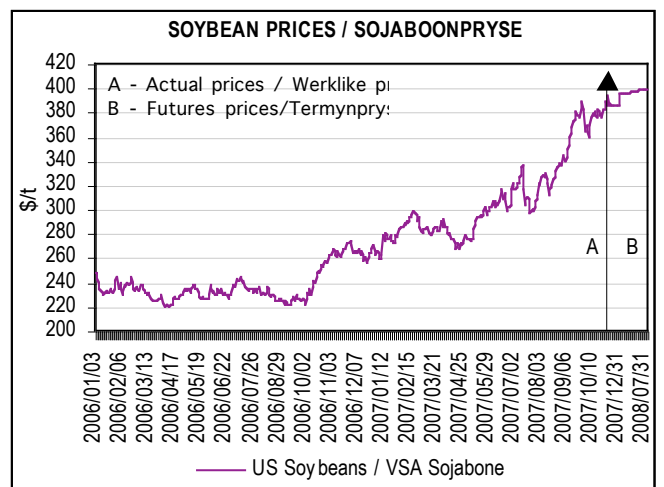
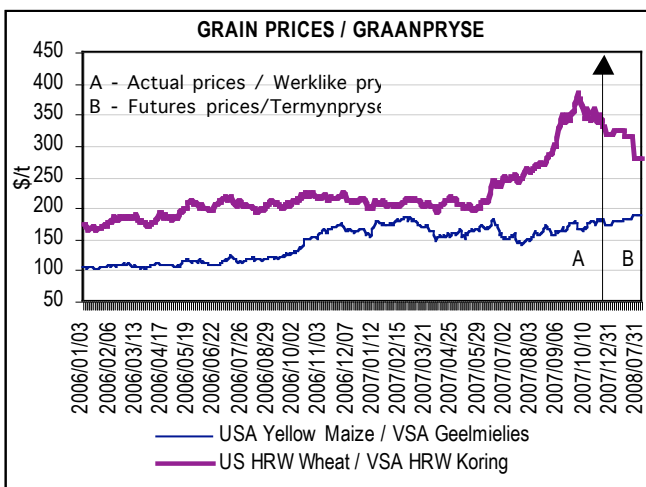
Formule volgens ITAC
(International Trade Administration Commission of South Africa)

2. INVOERTARIEF OP MIELIES

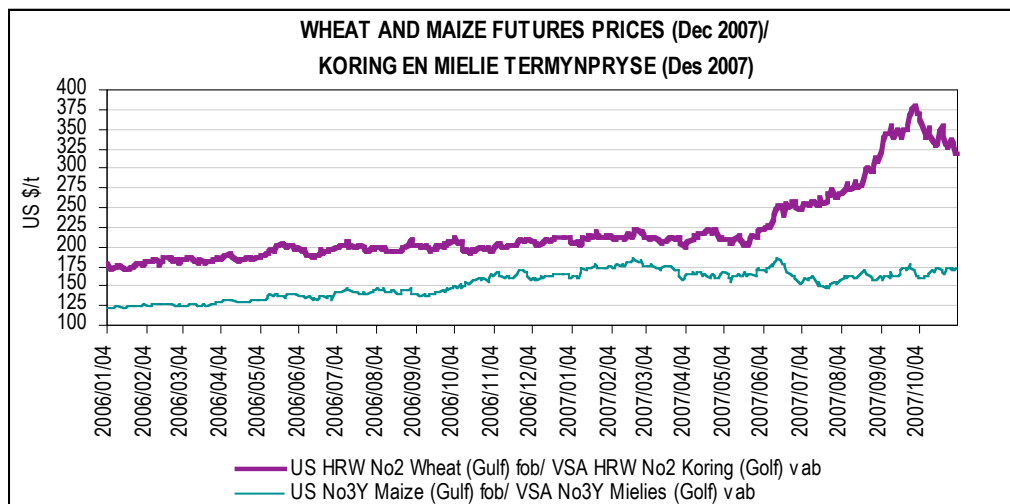
3. PRICES – INTERNATIONAL (US\$/t)

3. PRYSE - INTERNASIONAAL (VSA\$/t)

FOB (US\$/t)	Export Quotations/ Uitvoerkwotasie (b)(c)(d)(h)				VAB (VSA\$/t)
	2007/11/02	2007/10/26	2007/10/19	2007/10/12	
US HRW Wheat (Gulf)	333.00	339.00	354.00	354.00	VSA HRW Koring (Golf)
US DNS Wheat 14% PNW	356.00	363.00	375.00	375.00	VSA DNS Koring 14% PNW
Argentine Wheat (Up River)	305.00	315.00	320.00	328.00	Argentynse Koring (Up River)
Canadian Wheat 13.5 (St Law)	377.00	380.00	393.00	390.00	Kanadese Koring 13.5 (St Law)
EC (France) Wheat (grade 1)	350.00	349.00	359.00	374.00	EU (Frankryk) Koring (graad 1)
EC (Germany) B Quality Wheat	356.00	352.00	358.00	373.00	EU (Duitsland) B Kwaliteit Koring
US No3Y Maize (Gulf)	181.00	180.00	178.00	170.00	VSA No3Y Mielies (Golf)
Argentine Maize (Up River)	200.00	196.00	176.00	168.00	Argentynse Mielies (Up River)
US Sorghum (Gulf)	196.00	200.00	203.00	201.00	VSA Sorghum (Golf)
US Soybeans (Gulf)	387.00	382.00	380.00	378.00	VSA Sojabone (Gulf)
Argentine Soybeans (Up River)	381.00	373.00	372.00	371.00	Argentynse Sojabone (Up River)
Australian Malting Barley (Schooner Malt)	335.02	336.30	345.60	345.36	Australiese Moutgars (Schooner Mout)
Canadian Canola	455.13	448.12	447.96	446.50	Kanadese Canola



Futures prices (fob) / Termynpryse (vab) (e)(f) (2007/11/02)							
Commodity	2007/12	2008/03	2008/05	2008/07	2008/09	2008/12	Kommoditeit
US No3 Yellow maize	172.04	178.89	182.67	186.37	188.65	191.09	VSA No3 Geelmielies
US No2 HRW wheat	319.08	326.80	315.63	279.25	283.00	285.13	VSA No2 HRW koring
US Soybeans	385.29	396.10	397.64	399.40	382.87	373.10	VSA Sojabone



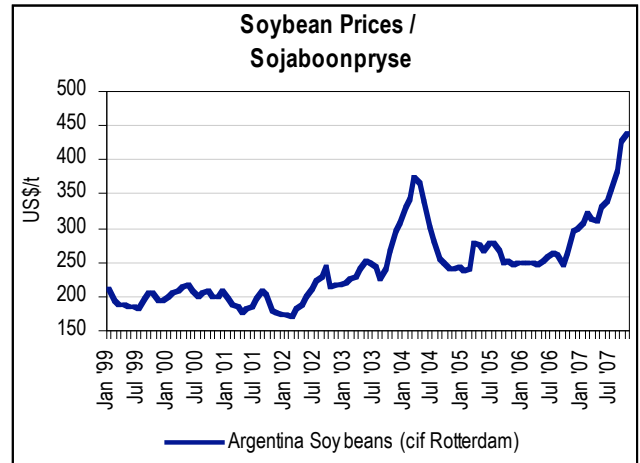
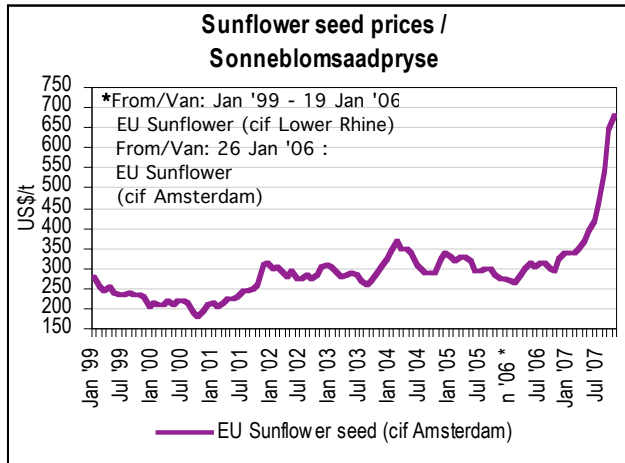
4. LOWEST REPRESENTATIVE ASKING PRICES
(US\$/t) (g)

4. LAAGSTE VERTEENWOORDIGENDE PRYSE GEVRA
(VSA\$/t) (g)

US\$/t	2007/11/01	2007/10/25	Change/ Verandering	VSA\$/t
Soybeans, Brazil, c.i.f. Rotterdam	471	460	2.4%	Sojabone, Brasilië, k.a.v. Rotterdam
Soybeans, Argentina, c.i.f. Rotterdam	448	438	2.3%	Sojabone, Argentinië, k.a.v. Rotterdam
Groundnuts, US Runners 40/50 *	N/a	1450	N/a	Grondbone, VSA Runners 40/50 *
Groundnut-oil, c.i.f. Rotterdam	1550	1450	6.9%	Grondboon-olie, k.a.v. Rotterdam
Sunflower seed, EU c.i.f. Amsterdam	692	680	1.8%	Sonneblomsaad, EU k.a.v. Amsterdam
Sunflower-oil, EU (fob) N.W. Europe	1340	1275	5.1%	Sonneblom-olie, EU (vab) N.W. Eur.
Rapeseed, Europe, 00, c.i.f. Hamburg	548	528	3.8%	Raapsaad, Europa, 00, k.a.v. Hamburg

* Shelled, c.i.f. Rotterdam

* Uitgedop, k.a.v. Rotterdam



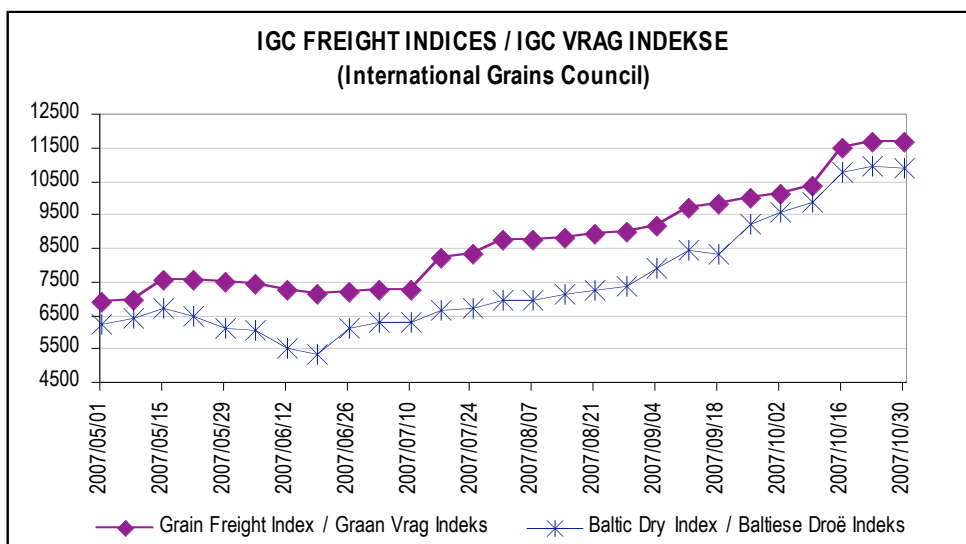
5. IGC FREIGHT INDICES (b)

5. IGC VRAG INDEKSE (b)

IGC FREIGHT INDICES / IGC VRAG INDEKSE							
	2007/09/25	2007/10/02	2007/10/09	2007/10/16	2007/10/23	2007/10/30	
Grain Freight Index*	9976	10123	10347	11478	11649	11649	Graan Vrag Indeks*
Baltic Dry Index	9215	9566	9860	10748	10944	10886	Baltiese Droë Indeks

* IGC Grain Freight Index represents 15 major grain routes, including five from the United States of America, and two each from other main exporting nations (including Argentina, Black Sea, Europe and Canada); with base an average of the four weeks ending 11 May 2005 = 6000. The updated indices will be available on Thursdays on SAGIS' website.

* IGC Graan Vrag Indeks verteenwoordig 15 hoof graanroetes, insluitende vyf vanaf die Verenigde State van Amerika, en twee elk van ander hoof uitvoermasies (insluitende Argentinië, Swart See, Europa en Kanada); met basis 6000 gemiddeld van die vier weke geëindig 11 Mei 2005 = 6000. Die opgedateerde indekse sal Donderdae op SAGIS se webwerf beskikbaar wees.



6. INDICATIVE EXPORT PARITY PRICES

6. AANDUIDENDE UITVOERPARITEITSPRYS

Futures prices: 2007/11/02 This is only an example of how an export parity price can be calculated - it can vary according to need and negotiations. This formula has been tested in the industry and suggestions on improvement will be welcomed.	US No3Y Maize/ VSA No3Y Mielies Gulf/Golf (2007/12) (f)	US HRW Wheat/ VSA HRW Koring Gulf/Golf (2007/12) (e)	Termynpryse: Hierdie is slegs 'n voorbeeld van hoe 'n uitvoerpariteitsprys bereken kan word - dit kan varieer volgens behoefte en onderhandelinge. Die formule is in die bedryf getoets en enige voorstelle ter verbetering sal waardeer word.
FOB value (\$/t)	172.04	319.08	VAB waarde (\$/t)
Difference in quality and locality of SA ¹ Maize: Plus US\$10 (\$/t) Wheat: 90% of international fob value	\$10.00	90%	Kwaliteit- en liggingsverskil van SA ¹ Mielies: Plus VSA\$10 (\$/t) Koring: 90% van internasionale vab waarde
SA fob price (\$/t)	182.04	287.17	SA vab prys (\$/t)
Exchange rate (1\$=) (2007/11/02)	6.5799	6.5799	Wisselkoers (1\$=)
FOB value (R/t)	1197.80	1889.55	VAB waarde (R/t)
Marketing costs:			Bemerkings koste:
Financing (Prime rate 14.00% - 30 days) (R/t)	13.78	21.74	Finansieringskoste (Primakoers 14.00% - 30 dae) (R/t)
Railage: Randfontein – Durban harbour ²	205.00	205.00	Spoorvrag: Randfontein – Durbanhawe ²
Loading costs: (R/t) ^{3&4} – Durban Harbour (Mainly suction method from the silo)	73.00	80.00	Oplaaikoste: (R/t) ^{3&4} – Durbanhawe (Hoofsaaklik suigmetode vanaf die silo)
EXPORT REALISATION (R/t): – Durban Harbour	906.02	1582.81	UITVOER REALISASIE (R/t): – Durbanhawe

1. **Difference in quality and locality of SA** (As requested by the industry)

2. Railage costs:

Average of costs voluntarily provided by local traders, who are involved with imports/exports of whole grain/oilseeds.

Railage/road transport tariffs to Cape Town harbour are unknown.

3. Loading costs:

Included: Cargo dues, shipping charges, equipment (e.g. conveyor belts, grabs, elevators, etc), weighing, stevedoring

Excluded: Agency, inspection, storage and transport costs

4. Difference in costs per harbour:

Cape Town: Mainly ship's gear grabs method from trucks (Approx. R30/t more than Durban Harbour)

East London: Ship's gear grabs method from trucks - bulk (Approx. R37/t less than Cape Town Harbour)

PE: Cranes method from trucks - bags

(Approx. R25/t less than Cape Town Harbour)

Mainly use grabs method (Investigation not yet completed)

Kwaliteits- en liggingsverskil van SA (Soos deur die bedryf versoek)

2. Spoorvrag koste:

Gemiddelde koste vrywilliglik verskaf deur plaaslike handelaars, wie by invoere/uitvoere van heelgraan/-oliesade betrokke is.

Spoorvrag/padvervoertariewe na Kaapstadhawe is onbekend.

3. Oplaaikoste:

Ingesluit: Kaaigelde, verskepingkoste, toerusting (bv vervoerbande, gryphaak, hysers, ens), weegkoste, stuwadore

Uitgesluit: Agentskaps-, inspeksie-, opbergings- en vervoerkoste

4. Verskil in koste per hawe:

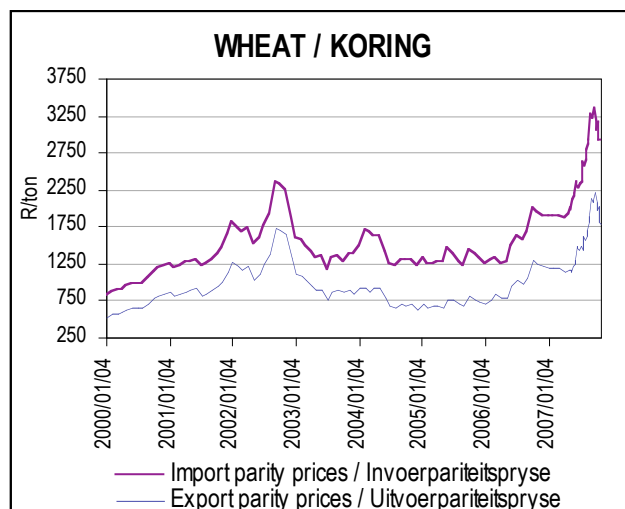
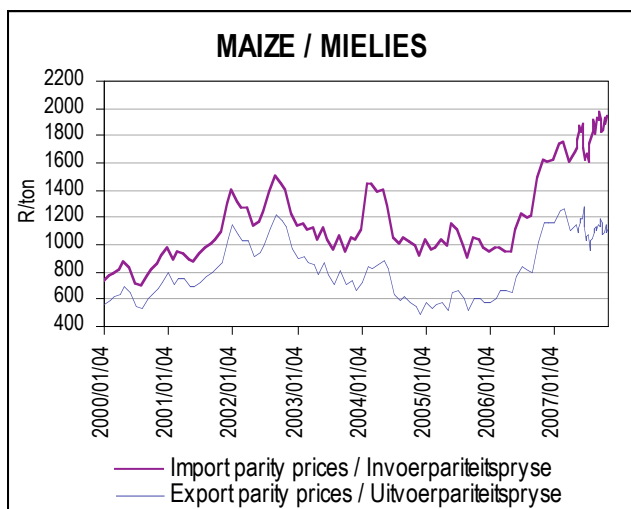
Kaapstad: Hoofsaaklik skeepsgrypaak metode vanaf trokke (Ongeveer R30/t meer as Durbanhawe)

Oos-Londen: Skeepsgrypaak metode vanaf trokke - losmaat (Ongeveer R37/t laer as Kaapstadhawe)

PE: Hyskraanmetode vanaf trokke - sakke

(Ongeveer R25/t laer as Kaapstadhawe)

Gebruik hoofsaaklik "grabs" metode (Ondersoek nog nie voltooi nie)



7. INDICATIVE IMPORT PARITY PRICES

7. AANDUIDENDE INVOERPARITEITSPRYS

	USA/VSA	USA/VSA	ARG	USA/VSA	ARG	EU	USA/VSA	CAN/KAN	AUS	
2007/11/02 This is only an example of how an import parity price can be calculated - it can vary according to need and negotiations.	HRW No2 Wheat/ HRW No2 Koring Gulf/Golf (2007/12) (e)	No3Y Maize/ No3Y Mielies Gulf/Golf (2007/12) (f)	Maize/ Mielies (2007/12) (b)	Soybeans/ Sojabone Gulf/Golf (2007/12) (f)	Soybeans/ Sojabone (2007/11) (b)	Sunflower seed/ Sonneblom- saad (2007/12) (g)	Sorghum Gulf/Golf (2007/11) (b)	Canola (2007/11) (h)	Malting barley / Moutgars (2007/11) (d)	Hierdie is slegs 'n voorbeeld van hoe 'n invoerpariteitsprys bereken kan word - dit kan varieer volgens behoefte en onderhandelinge.
FOB value (\$/t)	319.08	172.04	200.00	385.29	381.00	692.00	196.00	455.13	335.02	VAB waarde (\$/t)
Freight rate (20-30000 t) (\$/t)	102.00	102.00	89.00	102.00	89.00	87.00	102.00	103.00#	94.00	Skeepsvrag (20-30000 t) (\$/t)
Insurance (\$/t)	0.96	0.52	0.60	1.16	1.14	2.08	0.59	1.37	1.01	Assuransie (\$/t)
Cost, insurance and freight (\$/t)	422.04	274.56	289.60	488.45	471.14	781.08	298.59	559.50	430.03	Koste, assuransie en vrag (\$/t)
Converted to R/t	2776.98	1806.58	1905.54	3213.95	3100.05	5139.43	1964.69	3681.45	2829.55	Herlei na R/t
Financing costs (R/t) (14.00% - Prime rate)	31.95	20.79	21.93	36.98	35.67	59.14	22.61	42.36	32.56	Finansieringskoste (R/t) (14.00% - Primakoers)
Cost, insurance, freight and financing costs (R/t)	2808.93	1827.37	1927.47	3250.93	3135.72	5198.57	1987.30	3723.81	2862.11	Koste, assuransie, vrag en finansieringskoste (R/t)
Discharging costs(R/t) ^{1 & 2} : – Cape Town Harbour (Mainly ship's gear grabs method loaded on trucks) – Durban Harbour (Mainly suction method into the silo)	110.00 80.00	110.00 80.00	110.00 80.00	115.00 85.00	115.00 85.00	115.00 85.00	115.00 85.00	115.00 N/a	115.00 85.00	Aflaai-koste: (R/t) ^{1 & 2} : – Kaapstadhawe (Hoofsaaklik skeepsgrypaak metode gelaai op trokke) – Durbanhawe (Hoofsaaklik suigmetode in die silo)
Import Tariff (R/t)	41.99*	Free / Vry	Free / Vry	202.81*	200.56*	428.01*	38.69*	299.47*	Free / Vry	Invoertarief (R/t)
F.O.R at (R/t): – Cape Town Harbour – Durban Harbour	2960.92 2930.92	1937.37 1907.37	2037.47 2007.47	3568.74 3538.74	3451.28 3421.28	5741.58 5711.58	2140.99 2110.99	4138.28 N/a	2977.11 2947.11	V.O.S. by (R/t): – Kaapstadhawe – Durbanhawe
Delivered price: Durban – Randfontein ³ – Railage (R205/t) – Delivered price (R/t)	3135.92	2112.37	2212.47	3743.74	3626.28	5916.58	2315.99	N/a	N/a	Gelewerde prys: Durban –Randfontein ³ – Spoorvrag (R205/t) – Gelewerde prys (R/t)
Exchange rate (1\$=) (2007/11/02)	6.5799									Wisselkoers (1\$=)

*Sorghum tariff - fixed on 3% of the FOB price; Wheat tariff - fixed on 2% of the FOB price;

*Soybean tariff - fixed on 8% of the FOB price; Sunflower seed tariff - fixed on 9.4% of the FOB price;

*Canola tariff – fixed on 10% of the FOB price.

Freight Rate – International Grains Council (IGC):

Freight rate from St Lawrence to RSA – US \$103/t #;

Freight rate from North Pacific to RSA – US \$133/t #.

1. Discharging costs:

Included: Cargo dues, shipping charges, equipment (e.g. conveyor belts, grabs, elevators, etc), weighing, stevedoring

Excluded: Agency, inspection, storage and transport costs

2. Differences in costs per harbour:

East London: Ship's gear grabs method loaded on trucks – bulk (Approx. R37/t less than Cape Town Harbour)

PE: Cranes method loaded on trucks – bags (Approx. R25/t less than Cape Town Harbour)

Mainly use grabs method (Investigation not yet completed)

3. Railage costs:

Average of costs voluntarily provided by local traders, who are involved with imports/exports of whole grain/oilseeds.

Railage/road transport tariffs from Cape Town harbour are unknown.

*Sorghumtarief - vasgestel op 3% van die VAB prys; Koringtarief - vasgestel op 2% van die VAB prys;

*Sojaboontarief - vasgestel op 8% van die VAB prys; Sonneblomsaadtarief – vasgestel op 9.4% van die VAB prys;

*Canolatariief – vasgestel op 10% van die VAB prys

Vraggeld – International Grains Council (IGC):

Vraggeld vanaf St Lawrence na RSA – US \$103/t #;

Vraggeld vanaf North Pacific na RSA – US \$133/t #.

1. Aflaai-koste:

Ingesluit: Kaaigelde, verskepingkoste, toerusting (bv vervoerbande, gryphaak, hysers, ens), weegkoste, stuwadore

Uitgesluit: Agentskaps-, inspeksie-, opbergings- en vervoerkoste

2. Verskil in koste per hawe:

Oos-Londen: Skeepsgrypaak metode gelaai op trokke – losmaat (Ongeveer R37/t laer as Kaapstadhawe)

PE: Hyskraanmetode gelaai op trokke – sake (Ongeveer R25/t laer as Kaapstadhawe)

Gebruik hoofsaaklik "grabs" metode (Ondersoek nog nie voltooi nie)

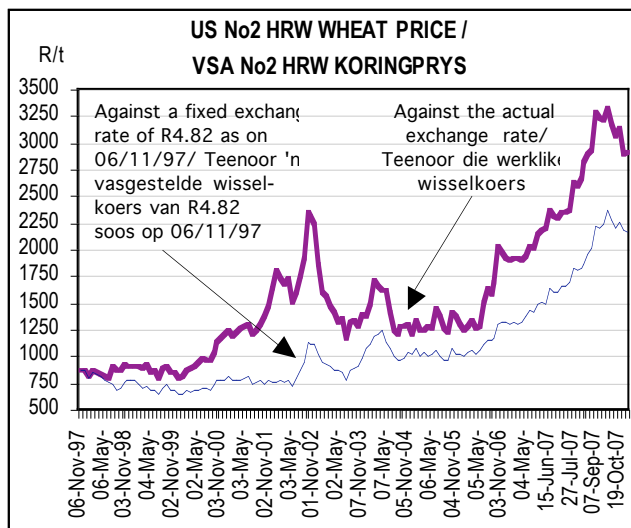
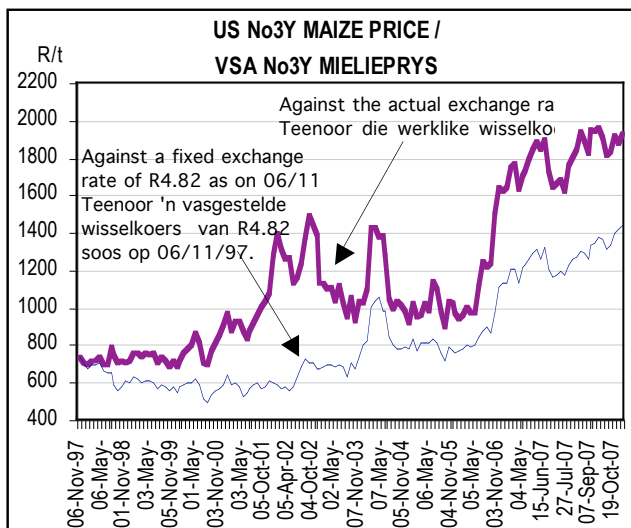
3. Spoorvrag koste:

Gemiddelde koste vrywilliglik verskaf deur plaaslike handelaars, wat by invoere/uitvoere van heelgraan/-oliesade betrokke is.

Spoorvrag/padvervoertariewe vanaf Kaapstadhawe is onbekend.

7. INDICATIVE IMPORT PARITY PRICES (Continue)

7. AANDUIDENDE INVOERPARITEITSPRYSE (Vervolg)



	ARG Groundnuts/ Grondbone Raw Runner 40/50 (2007/11) (i)	
2007/11/05 This is only a guideline of how an Argentinean import parity price for groundnuts can be calculated. According to the guidelines of the Groundnut Forum. ⁵		Hierdie is slegs 'n riglyn van hoe 'n Argentynse invoerpariteitsprys vir grondbone bereken kan word. Volgens riglyne van die Grondboonforum. ⁵
FOB value (\$/t) ¹	1363.00	VAB waarde (\$/t) ¹
Freight rate (Container 18t/6m) (\$/t) ²	87.00	Skeepsvrag (Houer 18t/6m) (\$/t) ²
Insurance (\$/t) (0.3% of FOB value)	4.09	Assuransie (\$/t) (0.3% van VAB waarde)
Cost, insurance and freight (\$/t)	1454.09	Koste, assuransie en vrag (\$/t)
Converted to R/t	9570.97	Herlei na R/t
Financing costs (R/t) (14.00% - Prime rate: 30 days)	110.13	Finansieringskoste (R/t) (14.00% - Primakoers: 30 dae)
Cost, insurance, freight and financing costs (R/t)	9681.10	Koste, assuransie, vrag en finansieringskoste (R/t)
Discharging costs – Durban Harbour (R/t) ³	332.00	Aflaai-koste – Durbanhawe (R/t) ³
Import Tariff (R/t) ⁴	897.14	Invoertarief (R/t) ⁴
F.O.R at Durban Harbour (R/t)	10910.24	V.O.S. by Durbanhawe (R/t)
Exchange rate (1\$=) (2007/11/05)	6.5821	Wisselkoers (1\$=)

1. FOB Value (2007/11/05):
Argentine Runners (FOB) general price idea and not an actual contracted price.
Source: Geogalos Peanut World.

2. Freight rates:
Argentina to RSA. Calculations based on a container of 6 metres or a net of 18 ton. Source: Average of rates voluntarily provided by 3 local traders, who are involved with imports of groundnuts.

3. Discharging costs:
Included: Cargo dues, handling and clearing costs, cost for transport to storage facility and agency costs.
Excluded: Inspection (e.g. PPECB and Port Health), storage costs and customs tax (VAT).

4. Groundnuts tariff:
Tariff fixed on 21 October 2003 at 10% of the FOB price.

5. According to decisions from the Groundnut Forum of 19 April 2007.

1. VAB Waarde (2007/11/05):
Argentynse "Runners" (VAB) algemene prys aanbieding en nie 'n werklike gekontrakteerde prys nie. Bron: Geogalos Peanut World.

2. Skeepsvrag:
Argentinië na RSA. Berekening gebaseer op 'n houer van 6 meters of 'n netto van 18 ton. Bron: Gemiddelde tariewe vrywilliglik verskaf deur 3 plaaslike handelaars, wat by invoere van grondbone betrokke is.

3. Aflaai-koste:
Ingesluit: Kaaigelde, hantering en klaringkoste, koste vir vervoer na stoorfasiliteit en agentskapkoste.
Uitgesluit: Inspeksie- (bv. PPECB and Port Health), opbergingskoste en doeane belasting (BTW).

4. Grondboontarief:
Tarief vasgestel op 21 Oktober 2003 teen 10% van die VAB prys.

5. Volgens besluite van die Grondboonforum van 19 April 2007.

8. WEATHER - RSA (c)

8. WEER – RSA (c)

Heavy rain showers have provided sufficient soil moisture across the maize triangle for the maize crop.

Swaar reënbuie het voldoende grondvog voorsien oor die mieliedriehoek vir die mielie oes.

9. WEATHER - INTERNATIONAL (c)

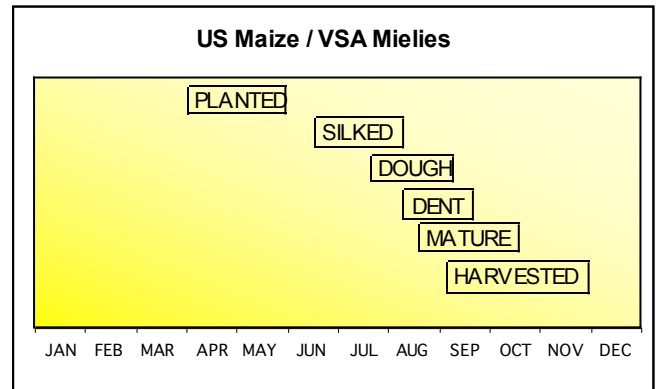
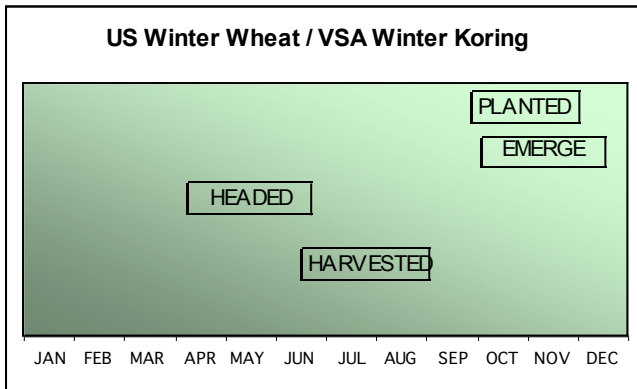
9. WEER – INTERNASIONAAL (c)

USA:

Weather conditions are favourable for harvesting of maize across the Midwest. Conditions improved for the development of wheat in the southern parts of the Midwest and the northern parts of the Delta.

VSA:

Weerstoestand is gunstig vir die oes van mielies oor die Midde-Weste. Toestand verbeter vir die ontwikkeling van koring in die suidelike dele van die Midde-Weste en die noordelike dele van die Delta.



Australia:

Although rain showers will be favourable for the wheat crop across southeast and east Australia, it may delay the harvesting.

Australië:

Alhoewel reënbuie gunstig sal wees vir die koring oes oor suid-oostelike en oostelike Australië, kan dit oeswerk vertraag.

Argentina:

Favourable conditions are expected over central Argentina for the planting of maize.

Argentinië:

Gunstige toestande word oor sentraal Argentinië verwag vir die aanplanting van mielies.

Europe:

Rain showers in the southeastern parts of Europe may cause harvesting delays for maize and sunflower seed.

Europa:

Reënbuie in die suid-oostelike dele van Europa kan vertraging in die oeswerk van mielies en sonneblomsaad veroorsaak.

10. SUNDRIES

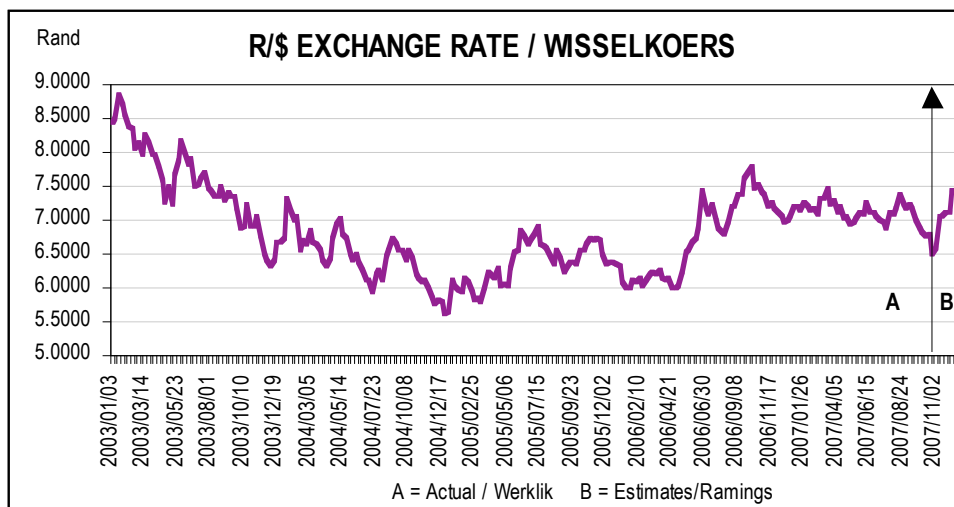
10. DIVERSE

ECONOMIC INDICATORS AS ON 2007/10/31 / EKONOMIESE AANDUIDERS SOOS OP 2007/10/31			
2007			
Period/Tydperk	R/US\$ Exchange rate/ Wisselkoers	Inflation rate/ Inflasiekoers	Prime rate/ Primakoers
Currently / Huidiglik: 2007/11/02	R6.5799	-	14.00%
1st Quarter/1ste Kwartaal 2007 *	R7.2400	5.94%	12.50%
2nd Quarter/2de Kwartaal 2007	R7.1016	6.99%	12.69%
3rd Quarter/3de Kwartaal 2007	R6.9771	6.79%	13.31%
4th Quarter/4de Kwartaal 2007	R6.9252	7.54%	14.02%
Estimated average/Geskatte gemiddeld: 2007	R7.0617	6.73%	13.14%
Year ending/Jaar eindigend: 2007	R6.9180	7.64%	14.33%
2008			
Period/Tydperk	R/US\$ Exchange rate/ Wisselkoers	Inflation rate/ Inflasiekoers	Prime rate/ Primakoers
1st Quarter/1ste Kwartaal 2008	R6.9959	7.77%	14.25%
2nd Quarter/2de Kwartaal 2008	R7.0817	6.70%	14.25%
3rd Quarter/3de Kwartaal 2008	R7.1574	6.16%	14.04%
4th Quarter/4de Kwartaal 2008	R7.2333	5.47%	13.63%
Estimated average/Geskatte gemiddeld: 2008	R7.1192	6.51%	14.04%
Year ending/Jaar eindigend: 2008	R7.2992	5.34%	13.50%

2009			
Period/Tydperk	R/US\$ Exchange rate/ Wisselkoers	Inflation rate/ Inflasiemoers	Prime rate/ Primakoers
Average/Gemiddeld: 2009	R7.4353	5.34%	12.92%
Year ending/Jaar eindigend: 2009	R7.5522	5.09%	12.50%

2010			
Period/Tydperk	R/US\$ Exchange rate/ Wisselkoers	Inflation rate/ Inflasiemoers	Prime rate/ Primakoers
Average/Gemiddeld: 2010	R7.4905	5.35%	12.47%
Year ending/Jaar eindigend: 2010	R7.6451	5.26%	12.25%

* Actual figures – SA Reserve Bank (Jun 2007) / Werklike syfers – SA Reserwebank (Jun 2007)
 Estimates - Source: Average estimate of Standard Bank, ABSA, Rand Merchant Bank and Nedbank
 Ramings - Bron: Gemiddelde raming van Standard Bank, ABSA, Rand Merchant Bank en Nedbank



Sources/Bronne:

(a)=Safex; (b)=International Grains Council; (c)=I-Net Bridge; (d)=ABB Grain Ltd; (e)=KCBT; (f)=CBOT; (g)=Oil World;
 (h)=Winnipeg Commodity Exchange Inc; (i)=Georgalos Peanut World.

Anna Enslin
 General Manager / Hoofbestuurder

Indemnity/Vrywaring: Although everything has been done to ensure the accuracy of the information, neither SAGIS nor any of its directors or employees takes any responsibility for actions or losses that might occur as a result of the usage of this information. / Alhoewel alles gedoen is om te verseker dat die inligting korrek is, aanvaar nie SAGIS of enige van sy direkteure of werknemers verantwoordelikheid vir enige aksies of verliese as gevolg van die inligting wat gebruik is nie.